

20mph Spaces for People - Community Councils Survey 2

<https://scotborders.citizenspace.com/assets-and-infrastructure/8deb7a55>

This report was created on Monday 04 October 2021 at 11:48

The activity had not yet closed when this report was generated. As such, this report may not accurately reflect the final distribution of responses, and should be treated as interim only.

Responses to this survey: **49**

What is your Community Council

Community Council There were 49 responses to this part of the question.

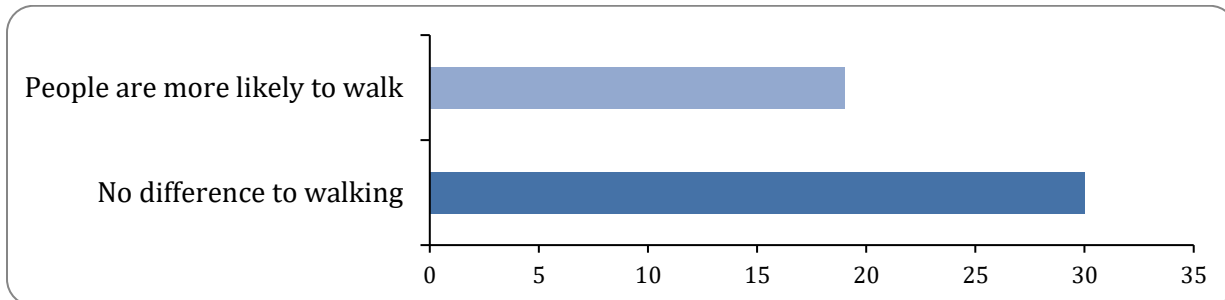
Option	Total	Percent
ABBEY ST BATHANS / BONKYL / PRESTON	1	2.04%
ANCRUM	1	2.04%
AYTON	1	2.04%
BOWDEN VILLAGE COMMITTEE	1	2.04%
BURNFOOT	1	2.04%
BURNMOUTH	1	2.04%
CARLOPS	1	2.04%
CHIRNSIDE	1	2.04%
CLOVENFORDS & DISTRICT	1	2.04%
COCKBURNSPATH & COVE	1	2.04%
COLDINGHAM	1	2.04%
COLDSTREAM & DISTRICT	0	0.00%
CRAILING, ECKFORD & NISBET	1	2.04%
DENHOLM & DISTRICT	1	2.04%
DUNS	1	2.04%
EARLSTON	1	2.04%
EDDLESTON & DISTRICT	1	2.04%
EDNAM & STICHILL	1	2.04%
EDROM, ALLANTON & WHITSOME	0	0.00%
ETTRICK & YARROW	0	0.00%
EYEMOUTH	1	2.04%
FLOORS, MAKERSTOUN, NENTHORN & SMAILHOLM	1	2.04%
FOULDEN, MORDINGTON and LAMBERTON	1	2.04%
GALASHIELS & LANGLEE	0	0.00%
GAVINTON, FOGO & POLWARTH	1	2.04%
GORDON & WESTRUTHER	0	0.00%
GRANTSHOUSE	1	2.04%
GREENLAW AND HUME	1	2.04%
HAWICK	1	2.04%

Scottish Borders Council

HEITON & ROXBURGH	1	2.04%
HERIOT	1	2.04%
HOBKIRK	1	2.04%
HUTTON & PAXTON	0	0.00%
INNERLEITHEN & DISTRICT (including CARDRONA)	1	2.04%
JED VALLEY	0	0.00%
JEDBURGH	1	2.04%
KALEWATER / MOREBATTLE	1	2.04%
KELSO	0	0.00%
LAMANCHA, NEWLANDS AND KIRKURD	1	2.04%
LAMMERMUIR	0	0.00%
LANTON	1	2.04%
LAUDERDALE	1	2.04%
LEITHOLM, ECCLES & BIRGHAM	1	2.04%
LILLIESLEAF, ASHKIRK & MIDLEM	0	0.00%
MANOR, STOBO AND LYNE	0	0.00%
MAXTON & MERTOUN	0	0.00%
MELROSE	0	0.00%
NEWCASTLETON	1	2.04%
NEWTOWN & EILDON	1	2.04%
OXNAM WATER	1	2.04%
OXTON & CHANNELKIRK	1	2.04%
RESTON & AUCHENCROW	1	2.04%
ROYAL BURGH OF PEEBLES AND DISTRICT	0	0.00%
ROYAL BURGH OF SELKIRK & DISTRICT	1	2.04%
SKIRLING	0	0.00%
SOUTHDEAN	1	2.04%
SPROUSTON	1	2.04%
ST ABBS	1	2.04%
ST. BOSWELLS PARISH	0	0.00%
STOW & FOUNTAINHALL	1	2.04%
SWINTON AND LADYKIRK	1	2.04%
TWEEDBANK	0	0.00%
TWEEDSMUIR	1	2.04%
UPPER LIDDLESDALE & HERMITAGE	0	0.00%
UPPER TEVIOTDALE & BORTHWICK WATER	0	0.00%
UPPER TWEED	1	2.04%
WALKERBURN & DISTRICT	1	2.04%
WEST LINTON	1	2.04%
YETHOLM & DISTRICT	0	0.00%
OTHER	0	0.00%
Not Answered	0	0.00%

**What effect, if any, has the introduction of 20mph speed limits had to walking in your area?
walking change**

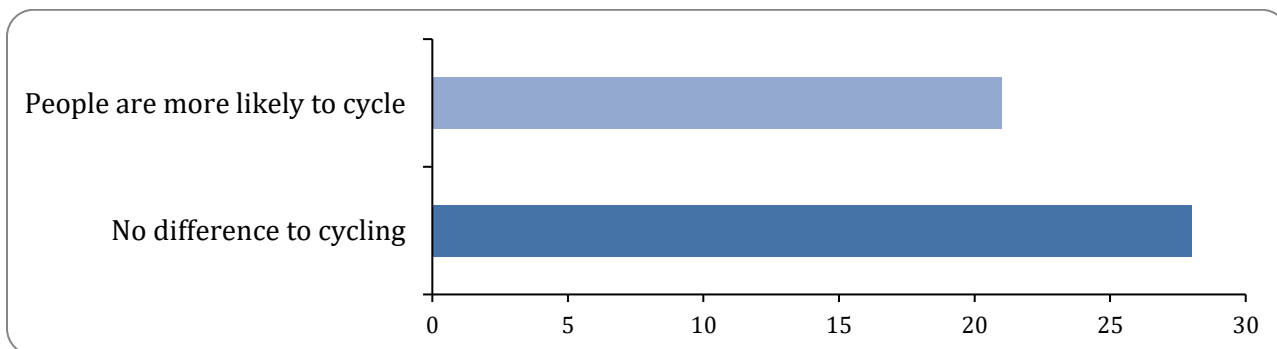
There were 49 responses to this part of the question.



Option	Total	Percent
People are more likely to walk	19	38.78%
People are less likely to walk	0	0.00%
No difference to walking	30	61.22%
Not Answered	0	0.00%

**What effect, if any, has the introduction of 20mph speed limits had to cycling in your area?
cycling change**

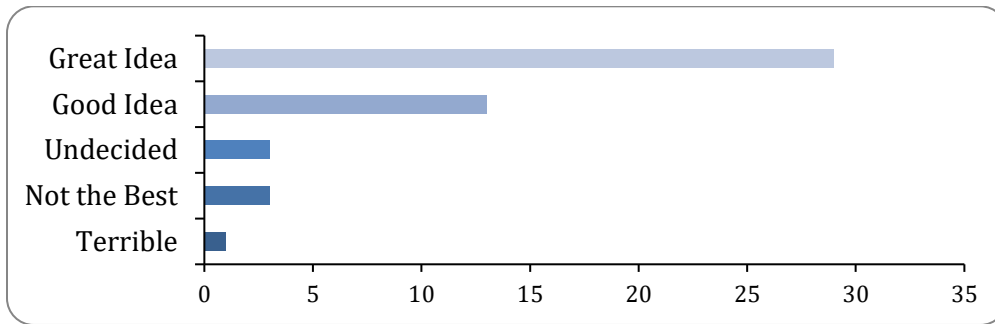
There were 49 responses to this part of the question.



Option	Total	Percent
People are more likely to cycle	21	42.86%
People are less likely to cycle	0	0.00%
No difference to cycling	28	57.14%
Not Answered	0	0.00%

**Generally, what is your Community Council’s view of the 20mph speed limits as ...
view - A Pedestrian**

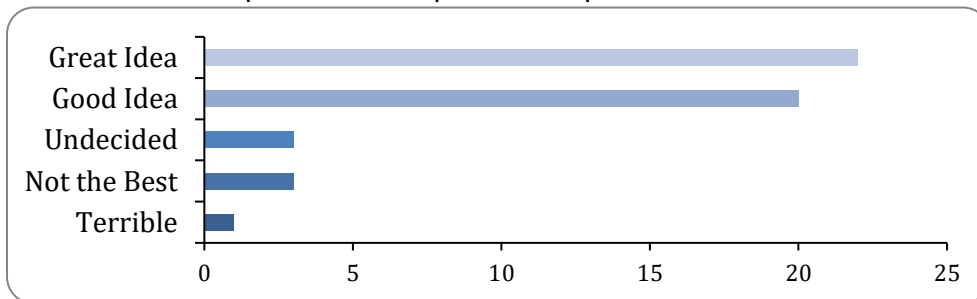
There were 49 responses to this part of the question.



Option	Total	Percent
Great Idea	29	59.18%
Good Idea	13	26.53%
Undecided	3	6.12%
Not the Best	3	6.12%
Terrible	1	2.04%
Not Answered	0	0.00%

view - A Cyclist

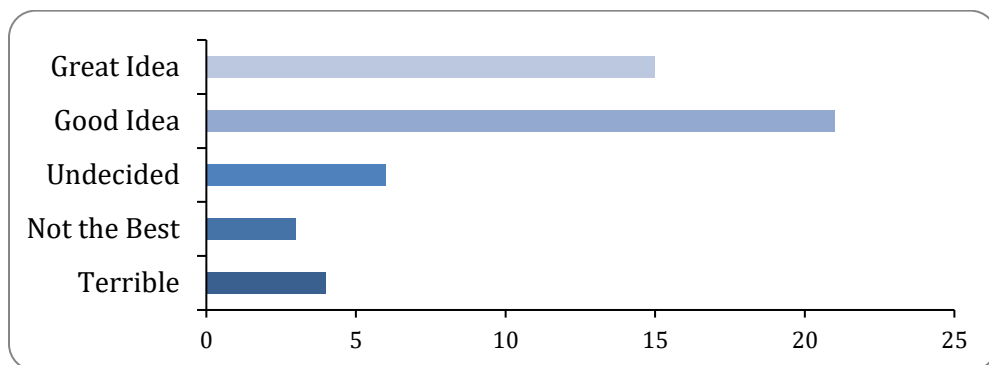
There were 49 responses to this part of the question.



Option	Total	Percent
Great Idea	22	44.90%
Good Idea	20	40.82%
Undecided	3	6.12%
Not the Best	3	6.12%
Terrible	1	2.04%
Not Answered	0	0.00%

Scottish Borders Council
view - A Driver

There were 49 responses to this part of the question.



Option	Total	Percent
Great Idea	15	30.61%
Good Idea	21	42.86%
Undecided	6	12.24%
Not the Best	3	6.12%
Terrible	4	8.16%
Not Answered	0	0.00%

Any further comments about the 20 mph trial?

Comments

There were 45 responses to this part of the question.