

## SURVEY 1 OCTOBER 2020

### Scottish Borders Council Community Council 20mph and Spaces for People Questionnaire

<https://scotborders.citizenspace.com/assets-and-infrastructure/73582c06>

This report was created on Monday 04 October 2021 at 13:04

The activity ran from 30/10/2020 to 28/02/2021

Responses to this survey: **53**

#### 1: Community Council:

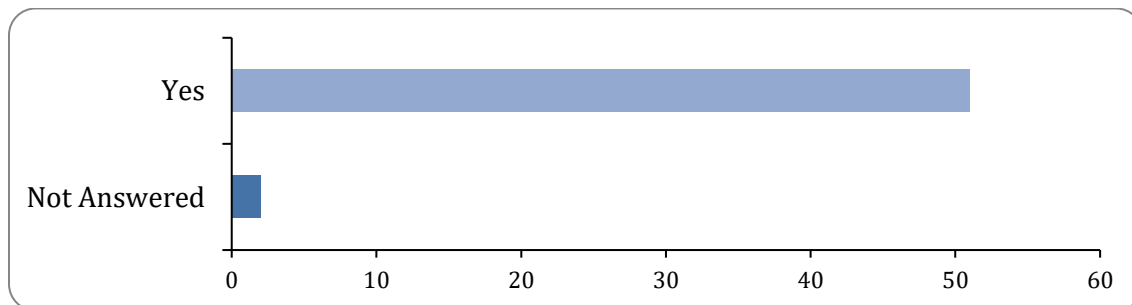
#### 2: Name of member completing questionnaire:

#### 3: Date:

#### 1: Are you aware of the trial 20mph project currently being rolled out in the Scottish Borders?

**Are you aware of the trial 20mph project currently being rolled out in the Scottish Borders?**

There were 51 responses to this part of the question.

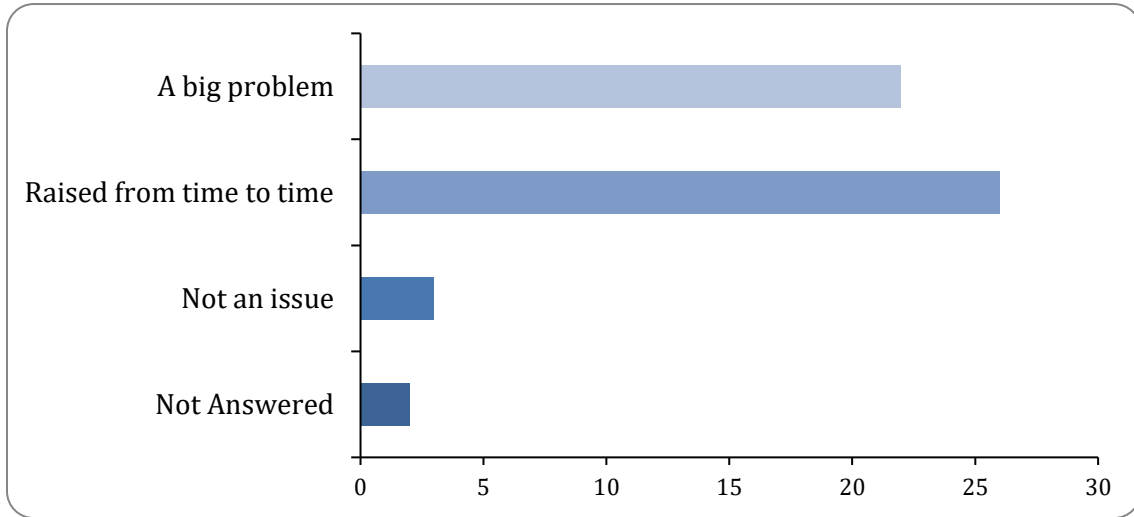


Option	Total	Percent
Yes	51	96.23%
No	0	0.00%
Not Answered	2	3.77%

**2: Has inappropriate traffic speed through your community been a problem in the past 5 years?**

**Has inappropriate traffic speed through your community been a problem in the past 5 years?**

There were 51 responses to this part of the question.



Option	Total	Percent
A big problem	22	41.51%
Raised from time to time	26	49.06%
Not sure	0	0.00%
Not an issue	3	5.66%
Not Answered	2	3.77%

**3: Please detail any speeding concerns your Community Council had prior to the roll out of the 20mph trial**

**Please detail any speeding concerns your Community Council had prior to the roll out of the 20mph trial**  
**Please detail any speeding concerns your Community Council had prior to the roll out of the 20mph trial**

There were 51 responses to this part of the question.

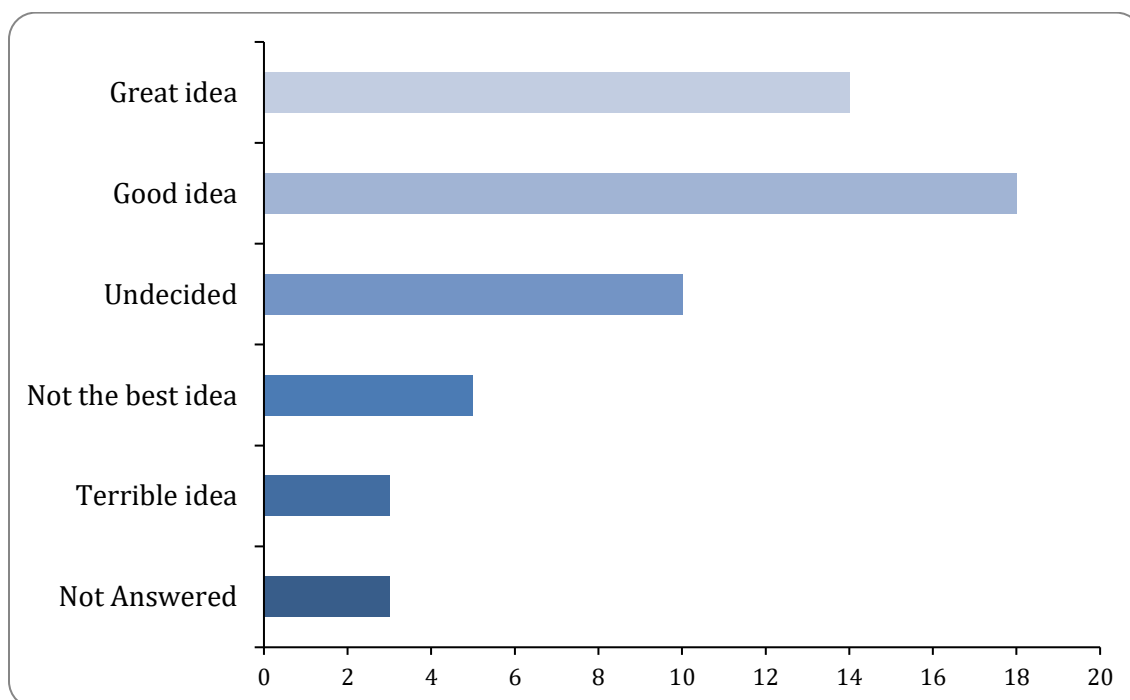
**4: Please describe any benefits you believe may become apparent due to the 20mph trial:**

**5: Please identify any specific locations where you believe compliance with the 20mph speed limit may be particularly challenging for drivers and why:**

**6: Overall do you consider the principle of a roll out of 20mph speed limits to replace 30mph speed limits to be a:**

**Overall do you consider the principle of a roll out of 20mph speed limits to replace 30mph speed limits to be a:**

There were 50 responses to this part of the question.



Option	Total	Percent
Great idea	14	26.42%
Good idea	18	33.96%
Undecided	10	18.87%
Not the best idea	5	9.43%
Terrible idea	3	5.66%
Not Answered	3	5.66%