

COMMUNITY ACTION TEAM

IMPACT REPORT FOR QUARTER 4 JANUARY to MARCH 2020



BERWICKSHIRE	CHEVIOT	EILDON	TEVIOT	TWEEDDALE
TASKING DURING PERIOD 1. Youth issues of antisocial behaviour in Eyemouth High Street during weekends. 2. Drug dealing to young people in Eyemouth.	TASKING DURING PERIOD 1. Community engagement and involvement in the search for a missing person in Kelso.	TASKING DURING PERIOD 1. CAT officers were involved in a significant drugs seizure in Galashiels.	TASKING DURING PERIOD 1. Warrants executed in Hawick.	TASKING DURING PERIOD 1. Drugs warrant executed.
EVIDENCE OF IMPACT 1. Patrols carried out by CAT and other community and response colleagues resulted in a 44% reduction in youth call volume at weekends. 2. A drugs warrant was successfully executed and class B and C drugs were seized.	EVIDENCE OF IMPACT 1. CAT carried out foot patrols in Kelso providing a visible presence and support and reassurance to the community.	EVIDENCE OF IMPACT 1. As a result of a vehicle stop in Galashiels £80,000 of heroin was seized.	EVIDENCE OF IMPACT 1. CAT successfully executed warrants in Hawick in relation to a spate of housebreakings in the area.	EVIDENCE OF IMPACT 1. CAT successfully executed a drugs warrant that resulted in £1400 of class A and C drugs being seized and also £2,500 in cash.


COMMUNITY ACTION TEAM (CAT) ACTIONS																				
	Q1	Q2	Q3	Q4	Q1	Q2	Q3	Q4	Q1	Q2	Q3	Q4	Q1	Q2	Q3	Q4	Q1	Q2	Q3	Q4
Raised in Quarter	5	2	4	7	5	5	4	7	5	6	8	9	3	7	3	10	2	6	4	6
Accepted in Quarter	3	2	3	4	2	3	3	3	3	5	7	6	3	4	3	6	1	5	3	6

Note: Not all issues received and discussed at the CAT oversight group meeting are taken on as actions by the CAT. Some actions may be more appropriately followed up and actioned by another service within SBC or by a partner organisation. Also some actions are tasked directly through Police Scotland so are not reflected in the figures above but show the impact the team is having in the Borders.

COMMUNITY ACTION TEAM


IMPACT REPORT FOR QUARTER 4 JANUARY to MARCH 2020



HI-VISIBILITY FOOT PATROL (HOURS) 


Q1	Q2	Q3	Q4
118	117	166	184
ANNUAL TOTALS			
18-19	335	19-20	585

During the quarter the CAT has conducted targeted foot patrols in the identified areas of concern. Patrols are conducted at all times of the day and night allowing officers the opportunity to engage with different members of our local communities. Officers visited retail businesses giving crime prevention advice and information on things such as latest crime trends. Visits to licenced premises allowed officers to ensure compliance with licensing requirements as well as an opportunity to remind staff of their responsibilities in relation to excessive drinking and drink/drug driving.

MOBILE PATROL (HOURS) 


Q1	Q2	Q3	Q4
133	153	280	480
ANNUAL TOTALS			
18-19	588.5	19-20	1,046

The roll out of new mobile data devices to front line officers in the Borders has increased the capabilities of the CAT officers to carry out moving checks on vehicles. The CAT have used these devices to great effect during road checks carried out throughout the Borders since December 2019 allowing a greater volume of vehicles to be stopped and checked, documents verified and drivers engaged with.

STATIC ROAD CHECKS 


Q1	Q2	Q3	Q4
27	14	33	43
ANNUAL TOTALS			
18-19	101	19-20	117

The use of new mobile data devices has allowed the CATs to increase their presence on the roads in the last quarter and has also allowed the CATs to do proactive stops of vehicles which are carrying persons involved in criminality.

ROAD TRAFFIC NO. OF FIXED PENALTIES ISSUED 


Q1	Q2	Q3	Q4
14	4	10	19
ANNUAL TOTALS			
18-19	23	19-20	47

From completing mobile patrols and static road checks several motorists have been charged with relevant road traffic offences with fixed penalty tickets being issued and drivers reported to court.

NUMBER OF DRUG SEARCHES UNDERTAKEN PERSONS 


Q1	Q2	Q3	Q4
66	12	72	35
ANNUAL TOTALS			
18-19	217	19-20	185

57.1% (Q4) **37.3%** (19/20) of searches were positive for drugs

PARKING NO. OF TICKETS ISSUED 

Q1	Q2	Q3	Q4
209	160	212	161
ANNUAL TOTALS			
18-19	884	19-20	742

All Borders towns have received attention in relation to dangerous and inconsiderate parking with 161 parking tickets issued the quarter. Officers have been completing timed parking in our Main/High Streets in response to concerns raised.

NUMBER OF DRUG SEARCHES UNDERTAKEN PREMISES 

Q1	Q2	Q3	Q4
14	15	16	10
ANNUAL TOTALS			
18-19	65	19-20	55

80% (Q4) **83.6%** (19/20) of searches were positive for drugs