



**CHIEF SOCIAL WORK OFFICER ANNUAL REPORT 2018/19  
PERFORMANCE INFORMATION  
STATUTORY FUNCTIONS**

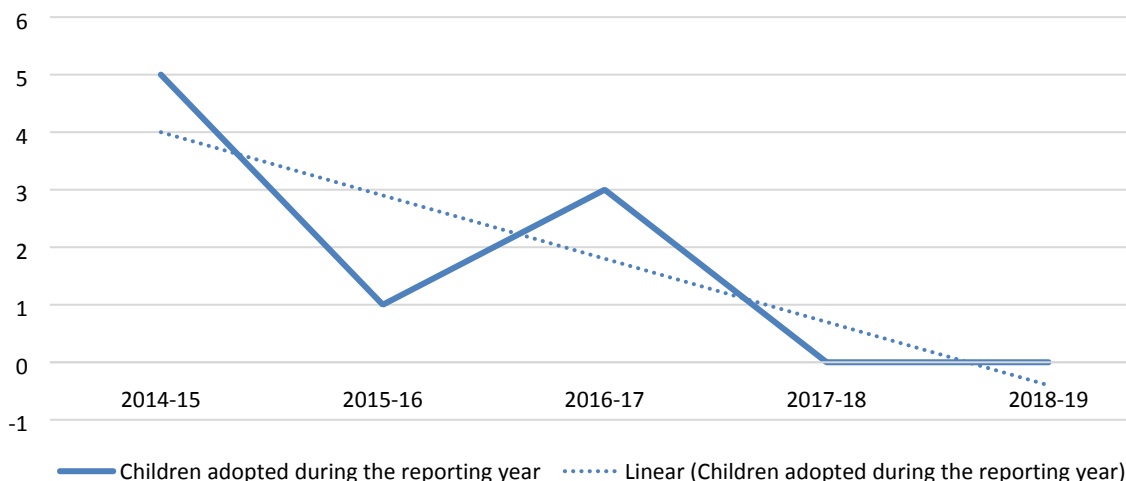
**1. Fostering and Adoption**

Adoption is a positive route for a child where it is apparent that he or she is unlikely to be able to safely return to the immediate or extended family. There is a strong body of evidence to indicate that permanent and/or stable long term placements, including adoption, lead to better outcomes for the child when these placements can be put in place early enough to enable the child to form solid attachments with the carers. This is especially crucial in the early years of 0-3.

During 2018-19 no children were adopted and only 3 were placed with prospective adopters. The number of children adopted shows a declining trend over the last 5 years.

	2014-15	2015-16	2016-17	2017-18	<b>2018-19</b>
Children adopted during the reporting year	5	1	3	5	<b>0</b>
Children placed with prospective adopters at 31 March	6	2	5	4	<b>3</b>

Children adopted during the reporting year



The Chief Social Work Officer is also the Agency Decision Maker (ADM) in terms of Fostering and Permanence decisions – Regulation 12 Children (Scotland) Act 1995.

## Appendix B

It is the ADM's responsibility to make decisions based on recommendations by the Fostering or Permanence Panels. In Scottish Borders Council these panels are held on a monthly basis and consider the following:

- Fostering assessments
- Kinship Care Assessments
- Foster carers reviews
- Assessment of Prospective Adoptive Parents
- Children being considered for Permanence (Long term fostering and Adoption)
- Matching of children with prospective adopters or long term foster carers
- Advice & guidance on complex situations that may be considered for permanence

In order for a final decision to be reached, the Agency Decision Maker will review Panel minutes, meet with the Panel Chair where required and consider the recommendations identified by the Panel members.

<i>During reporting year 01 April - 31 March</i>	2014-	2015-	2016-	2017-	<b>2018-</b>
	15	16	17	18	<b>19</b>
Foster Carers approved	6	12	5	11	<b>1</b>
Foster Carers de-registered	4	7	2	8	<b>5</b>
Foster/Short Breaks Carers reviewed	48	31	62	36	<b>51</b>
Long term (permanent) foster carers approved	5	2	5	2	<b>4</b>
Children registered for permanence	13	8	9	10	<b>9</b>
Prospective adopters approved	3	1	4	4	<b>4</b>
Prospective adopters not approved	0	0	0	0	<b>0</b>

Kinship care is a desirable outcome for children who are unable to be looked after at home by their parents. It enables children to remain and be cared for, within their extended family and community, creating clear benefits for their identity and sense of belonging as they develop. This reduces the reliance upon local authority foster carers and promotes better outcomes for the children themselves. The 5 of Looked After Children in a Kinship Care setting has remained fairly consistent over the last 5 years. 2019 shows the second highest percentage since 2015.

While workers will always consider all options for a child's care and will seek to make use of a child's family strengths and supports, at times it is not possible to place children in their own community. In particular, some complex cases require us to place children in specialist placements outside the area. Each of these young people has a comprehensive care plan and a team of professionals dedicated to helping to resolve their issues and, in a controlled way, bring them back into less resource intensive placements.

The number of children placed outside of the Scottish Borders has remained around the same level however the overall percentage has seen an increase in 2019. This is due to a reduction in the overall number of Looked After Children but the level of out of Authority placements remaining fairly consistent.

<i>At 31 March</i>	2015	2016	2017	2018	<b>2019</b>
LAC placed outside areas	31	31	29	34	<b>35</b>
(No & %)	16%	14%	12%	15%	<b>18%</b>

## Appendix B

	2015	2016	2017	2018	2019
Looked After Children as at 31 March (SBC)	188	221	251	224	<b>200</b>
Looked After Children as at 31 July (Scotland)	15,404	15,317	14,897	14,738	-
Kinship placements	55	47	72	47	<b>49</b>
% of LAC in Kinship Care settings	29%	21%	23%	21%	<b>25%</b>

The total number of children and young people who are Looked After has continued to decrease over the last 3 years. This follows a similar trend to the Total Number of Looked After Children across Scotland.

To allow for comparison, these figures can be expressed as a percentage of the population aged 0-17, which shows that Scottish Borders has fewer Looked After Children than the general population for Scotland. The National trend has remained fairly consistent, whereas Borders saw an increase from 2015 to 2017. 2018 and 2019 have seen a reduction in this %.

% of pop. Aged 0-17	2015	2016	2017	2018	2019
Looked After Children as at 31 March (SBC)	0.8	1	1.1	1	<b>0.9</b>
Looked After Children as at 31 July (Scotland)	1.5	1.5	-	-	-

## 2. Child Protection

The Borders Child Protection Committee continues to participate in regular joint meetings with colleagues from the Adult Protection and Offender Management Committees. This will be further integrated as we progress and develop our Public Protection Services.

The number of children on the child protection register has remained fairly consistent over the past 3 years, with a slight increase this year to 46, compared with 42 the previous year. The proportion of children who have been re-registered within 2 years has continued to decrease since 2015-16.

The length of time that children spend on the register has shown a decrease in 2018-19. This follows a 3-year period where the length of time spent on the register had shown a continuing increase.

	2014-15	2015-16	2016-17	2017-18	2018-19
Children on the Child Protection Register (31 March)	32	30	47	42	<b>46</b>
Children re-registered within 2 years (31 March)	0%	14%	13%	7%	<b>2%</b>
Children registered during the year	52	46	89	55	<b>69</b>
Children de-registered during the year	48	49	72	59	<b>65</b>
Children on register aged 4 or under (31 March)	48%	61%	50%	45%	<b>35%</b>
Average number of weeks registered	24	24	31	41	<b>35</b>

## Appendix B

At 31 March 2019, every active Child Protection registration had a Chronology in place.

### 3. Secure Orders

There were 2 young people subject to a Secure Order by the Children's Hearing process at 31 March 2019. This shows an increase on last year when there was only 1.

Secure Orders are used very infrequently in Scottish Borders, and more early-intervention and community-based support packages are considered to be a better approach to these complex cases. The use of these orders reflected the significant risk these young people posed to either themselves or others.

### 4. Adult Protection

An Adult Protection Referral occurs when a young person or adult over the age of sixteen is known or believed to be an adult is "at risk of harm", as defined under the Adult Support and Protection (Scotland) 2007 Act. These referrals are submitted from a wide range of sources, with the majority being made by Police (353 in 2018/19).

In 2018/19 a total of 642 Adult Protection Referrals were received. Following careful assessment of these referrals, 330 were known or believed to be identifying significant risk of harm to an individual. This is an increase on previous years, and is the highest volume of referrals over the past 5 years.

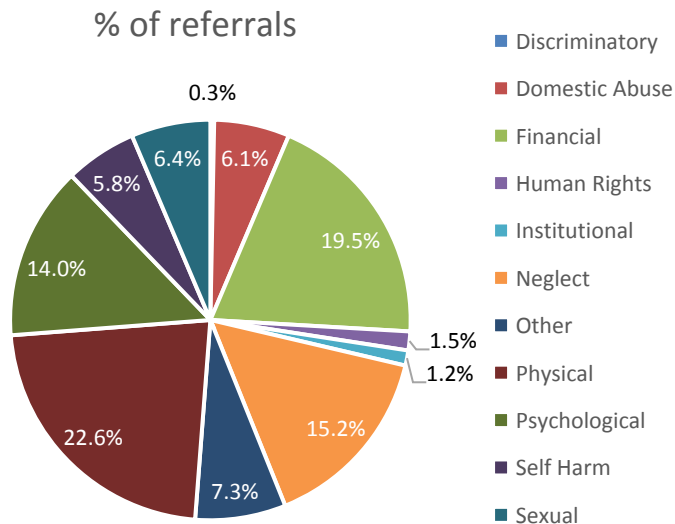
	2014-15	2015-16	2016-17	2017-18	<b>2018-19</b>
Adult Protection concerns	169	171	206	265	<b>328</b>

#### Types of Harm

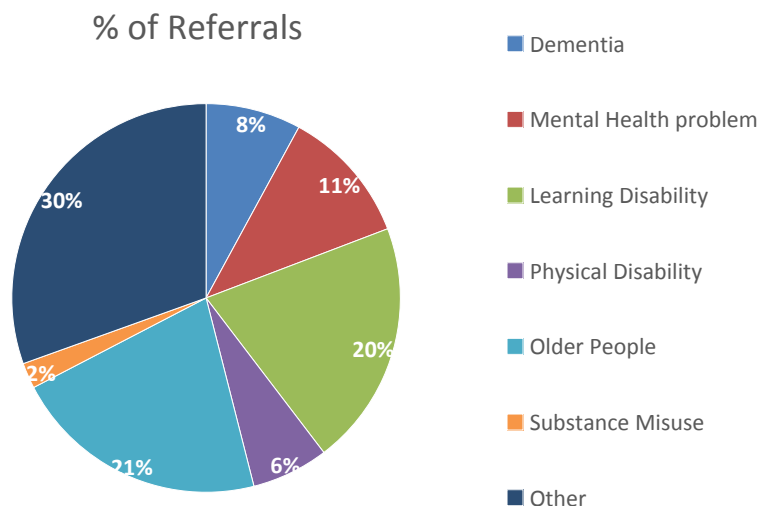
Financial and Physical harm continue to be the largest types of principle harm reported in Scottish Borders. These figures combined account for 42% of Adult Protection referrals. Psychological and Emotional harm often go alongside Physical harm; however Scottish Government have requested that we only count the principal type of harm to inform the national Adult Protection landscape.

Discriminatory harm is the smallest type of harm, with only 1 concern identifying this as a Principal Harm during 2018/19.

## Appendix B



## Client Groups



Adults with a Learning Disability and Older People continue to be the most vulnerable groups of individuals in the Borders. The above categories are derived from the Adult Protection National Data Set as outlined by the Scottish Government. The 'Other' category is made up of several client groups and therefore the diagram does not accurately reflect the diverse range of Client Groups supported by Scottish Borders under the Adult Protection Legislation.

Adults over the age range of 65 years (Older People) including clients with a dementia related illness continue to be the group at greatest risk of harm in Scottish Borders. Adults at risk who suffer from dementia have seen figures rise from 21 last year to 26 this year.

Clients with a learning disability have an assessed level of cognitive deficit, which makes some adults in the learning disability range, more vulnerable than others to

## Appendix B

harm. In many of these cases it is an adult known to the client who becomes the source of harm.

### 5. Adults with Incapacity

Over the last 5 years there has been a substantial increase in the number of Private Welfare Guardianship orders, and Welfare Guardianship orders for which the Chief Social Work Officer has responsibility for.

<i>As at 31 March</i>	2014-15	2015-16	2016-17	2017-18	<b>2018-19</b>
Private Welfare Guardianships	71	97	115	137	<b>164</b>
Chief SW Officer Welfare Guardianships	18	29	38	35	<b>46</b>

This increasing trend can be attributed to the length of time an Order is granted for. These tend to be granted for long periods of time and therefore, we would not expect to see large numbers of orders coming to an end each year, but instead see these figures grow.

### 6. Mental Health services

The Mental Health (Care and Treatment) (Scotland) Act 2003 allows for people to be placed on differing types of statutory orders, depending on individual circumstance.

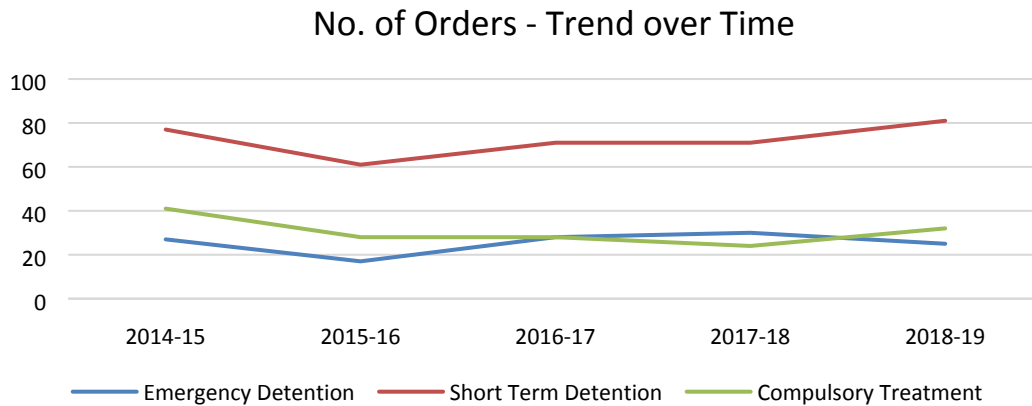
There are three main types of statutory powers:

- Emergency Detention Order
- Short Term Detention Order
- Compulsory Treatment Order (CTO)

We can see from the table below that the use of Compulsory Treatment Orders illustrates a declining 5-year trend. In contrast to this, the use of Short Term and Emergency Detention Orders has an increasing 5-year trend.

<i>During the reporting period 01 Apr – 31 Mar</i>	2014-15	2015-16	2016-17	2017-18	<b>2018-19</b>
Emergency Detention	27	17	28	30	<b>25</b>
Short Term Detention	77	61	71	71	<b>81</b>
Compulsory Treatment	41	28	28	24	<b>32</b>

## Appendix B



The use of both Short Term and Compulsory Treatment Orders has seen significant increase in 2018-19 when compared to the previous year.

### 7. MAPPA

Multi Agency Public Protection Arrangements (MAPPA) is the framework which brings together agencies who manage registered and violent offenders. The fundamental purpose of MAPPA is to enhance public protection and reduce the risk of serious harm. The introduction of MAPPA across Scotland in April 2007 provides a consistent approach to the management of offenders; providing a framework for assessing and managing the risk posed.

There are three levels at which risk is assessed and managed under MAPPA.

- Level 1:** ordinary risk management
- Level 2:** local inter-agency risk management
- Level 3:** Multi-agency Public Protection Panels (MAPPA)

<i>(as at 31st March)</i>	2016-17	2017-18	2018-19
Total RSO	93	92	<b>97</b>
Level 1	92	90	<b>95</b>
Level 2	1	2	<b>2</b>
Level 3	0	0	<b>0</b>
Cat' 3: Risk of Harm	-	0	<b>0</b>
Restricted Patient	1	1	<b>1</b>
Subject to Statutory Supervision by CJSW	34	27	<b>32</b>

<i>(during the reporting year 01 April - 31 March)</i>	2016-17	2017-18	2018-19
Risk Management Case Conferences (RMCC) held	20	16	<b>27</b>
Number of Individuals considered at RMCC	20	16	<b>27</b>

On 31 March 2019 the overall number of Registered Sex Offenders (RSO) subject to MAPPA within the Scottish Borders was 97. 95 were managed at Level 1 and 2 were

## Appendix B

managed at Level 2. 32 of the individuals were subject to statutory supervision by Criminal Justice Social Work.

### 8. REPORT and COMMUNITY JUSTICE DISPOSAL

<i>during the reporting year 01 April - 31 March</i>	<u>2017-18</u>	<u>2018-19</u>
CJSWR Completed	363	345
CPO - Supervision Only	52	39
CPO - Level 1 UPW	77	67
CPO - Level 1 plus Supervision	15	19
CPO - Level 2 UPW	40	41
CPO - Level 2 plus Supervision	40	40
Total CPO issued	224	206
Fiscal Work Orders issued	6	2
Fiscal Work Orders Total Hours	220	70

2018-19 has seen a reduction in the number of Criminal Justice Social Work Reports (CJSWR) completed. In addition to a reduction in the total number of Community Payback Orders (CPO) and Fiscal Work Orders (FWO) that were issued.

The year saw a significant reduction in the total number of FWO Hours issued, 70 hours in 2018-19 compared to 220 in 2017-18. However, if we look at the average number of hours per FWO, it reflects only a slight reduction of 2 hours per Order.

	<u>2017-18</u>	<u>2018-19</u>
Average Fiscal Work Order Hours (per order)	37	35

### 9. CARE INSPECTORATE

An Inspection of Justice Social Work services was undertaken by the Care Inspectorate between November 2018 and January 2019.

The scope of the inspection covered the following points

- The ability of the justice service to demonstrate improved outcomes for individuals' subject to community payback orders.
- How people subject to community payback orders experience services.
- Key processes linked to community payback orders, including quality of risk and needs assessment, planning and intervention.
- Leadership of criminal justice social work services

A [full report](#) on the findings of the inspection was published by the Care Inspectorate in April 2019 and is available on the Care Inspectorate's [website](#).