



**DRAFT PROPOSED SCRUTINY REPORT**  
**(examples, where available, are from 01/04/18 to 31/12/18)**  
**Quarterly Performance Report**  
**July 2019**

**Period Covered: 1 April 2019 to 30 June 2019**

“Making the Scottish Borders a safer place to live, work and visit”

Key: Green – Performance Improved, Amber – Performance Reduced < 15%, Red – Performance Reduced >15%

**DRAFT FOR REVIEW**

Page 1 of 14

## Strategic Priority – Through effective partnership working fewer adults and children experience Gender Based Violence

### Overall Summary

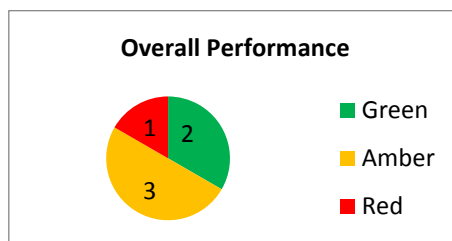
#### Performance Context

The number of domestic abuse incidents reported to Police Scotland in the year to data 1<sup>st</sup> April 2018 to 31<sup>st</sup> December 2018 is 767. This is 63 incidents (7.6%) lower than 2017 over the same time period.

There has been a corresponding reduction in the number of cases referred to DAAS when compared to 2017. However, referrals to all domestic abuse services (DAAS, SHO, DAAO and CAS) are very similar to last year at this point

#### Domestic Abuse Services Overall Performance

Overall performance 6 indicators:



#### Key Successes

- The CEDAR Graduates have been recognised for their achievements in completing CEDAR, by two awards - CEDAR Mums Graduates won an adult learners award in recognition of the skills and knowledge they developed in preparing and delivering a number of workshops on domestic abuse at the 2018 Scottish Borders CEDAR Conference, and the children/young people won an Inspiring Youth Award in recognition of their courage in sharing their experiences, and raising awareness of domestic abuse in their communities.
- The Safe Housing Options service continues to be regarded as a good example of providing housing alternatives for victims of domestic abuse, with the delivery of a workshop and discussion group at the National Chartered Institute of Housing Conference in December.

#### Key Issues

- The longer term funding profile for Domestic Abuse Services is being considered as part of a wider public protection review.

#### Key Activities

- The Gender Based Violence Strategic Assessment has been completed and priorities for the next 3 years have been established. Work has now started on defining activities that will deliver on our stated priorities.

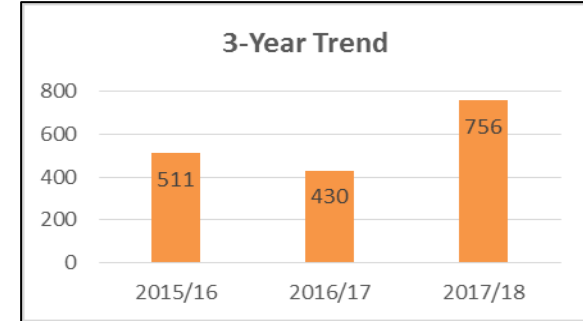
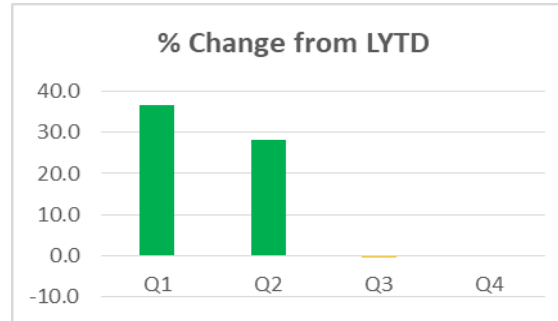
**Strategic Priority – Through effective partnership working fewer adults and children experience Gender Based Violence**

**Increase the number of referrals to Safer Communities Domestic Abuse Support Services (Adults)**

**Performance**

YTD	LYTD	Change Value	Change %
552	554	-2	-0.4%

Source: DAAS/DAAO/SHO/CAS





**Reduce the number of repeat referrals (adults) to Domestic Abuse Support Services**

**Performance**

YTD	LYTD	Change Value	Change %
0	0	0	0

Source: DAAS/DAAO/SHO/CAS



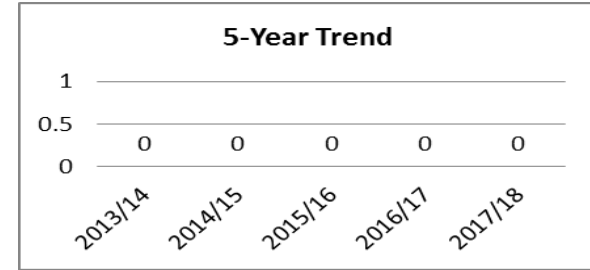

**Strategic Priority – Through effective partnership working fewer adults and children experience Gender Based Violence**

**Maintain/Increase the percentage of clients contacted by Domestic Abuse Support Services (adults) within agreed timescales**

**Performance**

YTD	LYTD	Change Value	Change %
0	0	0	0

Source: DAAS/DAAO/SHO/CAS



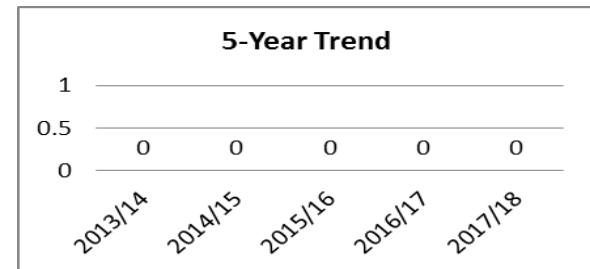

90% of referrals contacted within 24 working hours for Police and Self referrals and 90% of referrals contacted within 48 working hours for Agency referrals.

**Increase the number of children referred to CEDAR**

**Performance**

YTD	LYTD	Change Value	Change %
0	0	0	0

Source: CEDAR





**Strategic Priority – Through effective partnership working fewer adults and children experience Gender Based Violence**

**Increase the number of children accessing CEDAR Groups**

**Performance**

YTD	LYTD	Change Value	Change %
0	0	0	0

Source: CEDAR

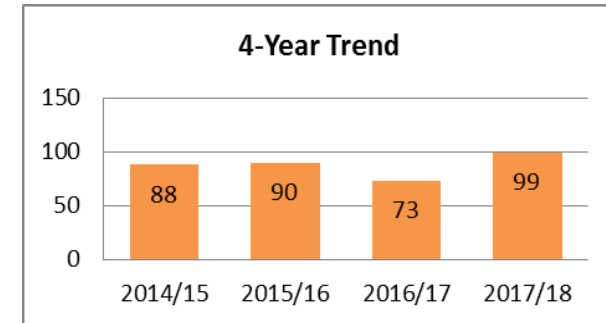
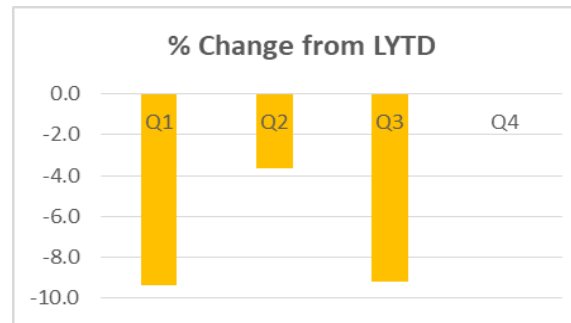


**Increase the number of high risk domestic abuse cases referred to MARAC**

**Performance**

YTD	LYTD	Change Value	Change %
79	87	-8	-9.2%

Source: MARAC



**Strategic Priority – Through effective partnership working fewer people experience antisocial behaviour**

**Overall Summary**

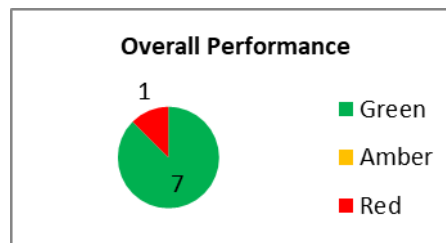
**Performance Context**

The year to date trends shows a reduction in group 1-5 crime by 2.9% and ASB by 3.2% from 1<sup>st</sup> April 2018 to 31<sup>st</sup> December 2018 when compared to the same time period in 2017. The improvement is likely to have resulted from a range of activities, for example, the multi-agency Core Group predominantly involving neighbour disputes, tasks allocated to the council funded Police Community Action Team and the work of the SBC event Safety Advisory Group in supporting the safe running of public events.

There has been a reduction of 5.6% in people being monitored for anti-social behaviour and the number of early interventions undertaken by ASB partners has increased by 15.8%.

**Overall Performance**

Overall performance 8 indicators:



**Key Successes**

**Key Issues**

- There has been a decrease in referrals to mediation but the success rate as a result of mediation remains high. The Mediation officer has recently taken over the role of Travelling Community Liaison Officer.

**Key Activities**

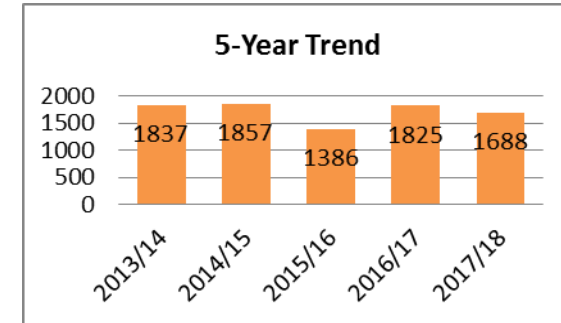
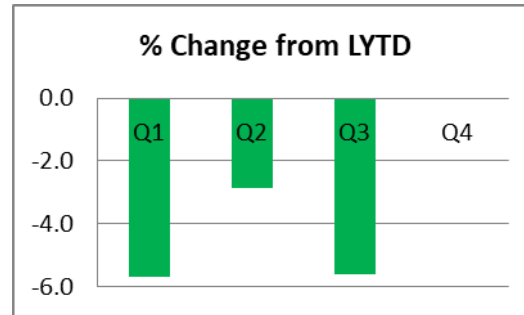
**Strategic Priority – Through effective partnership working fewer people experience antisocial behaviour**

**Reduce the number of persons being monitored for antisocial behaviour**

**Performance**

YTD	LYTD	Change Value	Change %
1175	1245	-70	-5.6%

Source: ASBU

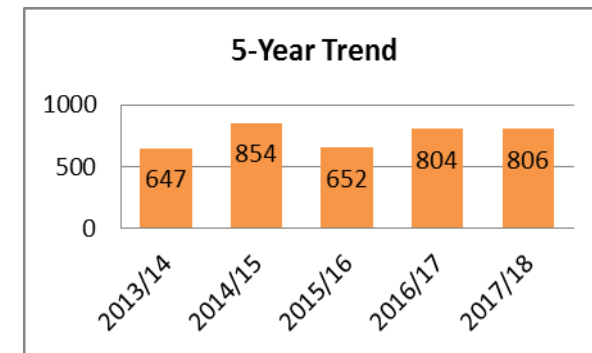
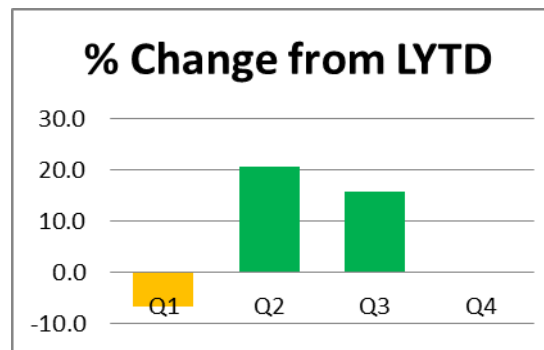


**Increase the number of early interventions made by ASB partners**

**Performance**

YTD	LYTD	Change Value	Change %
690	596	+94	+15.8%

Source: ASBU





**Strategic Priority – Through effective partnership working fewer people experience antisocial behaviour**

**Reduce the number of cases referred to the antisocial behaviour case review process**

**Performance**

YTD	LYTD	Change Value	Change %
0	0	0	0





Source: ASBU

**Increase the number of monitoring cases closed**

**Performance**

YTD	LYTD	Change Value	Change %
0	0	0	0



Source: ASBU



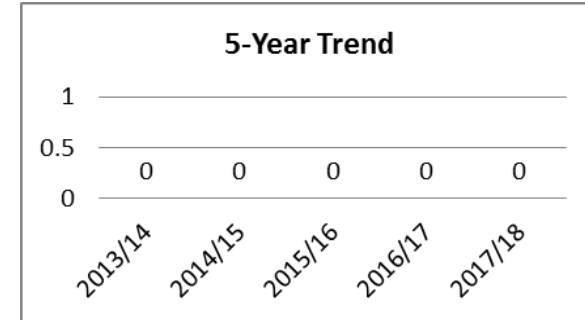

**Strategic Priority – Through effective partnership working fewer people experience antisocial behaviour**

**Reduce the number of currently open monitoring cases that are showing an escalation in antisocial behaviour**

**Performance**

YTD	LYTD	Change Value	Change %
0	0	0	0

Source: ASBU

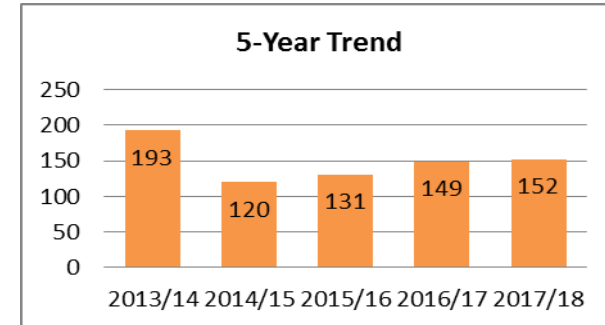
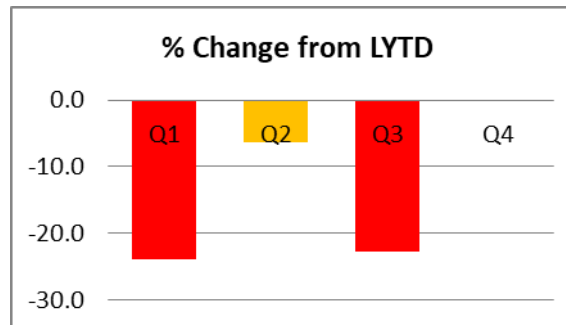


**Increase the number of mediation referrals**

**Performance**

YTD	LYTD	Change Value	Change %
88	114	-26	-22.8%

Source: Mediation





**Strategic Priority – Through effective partnership working fewer people experience antisocial behaviour**

**Reduce the percentage of mediation referrals that become mediation cases**

**Performance**

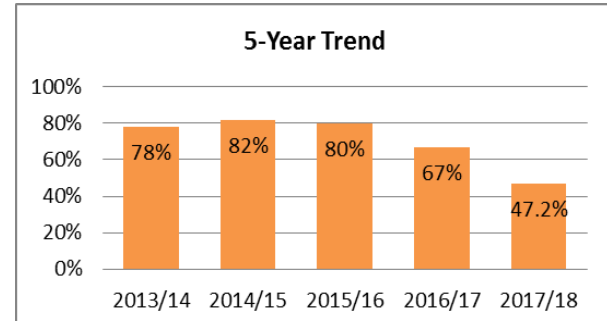
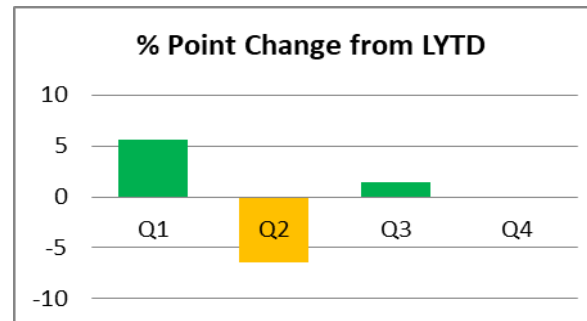
YTD	LYTD	Change Value	Change %
0	0	0	0



Source: Mediation

**Increase the percentage of mediation cases that show agreement/improvement after mediation**

YTD	LYTD	Change Value	Change %
93.6	92.1	+1.5	-



Source: Mediation

## Strategic Priority – Work in partnership to reduce injury and prevent accidents

### Overall Summary

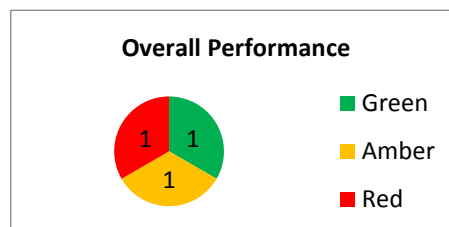
#### Performance Context

Road safety remains a key focus for the team. Unfortunately the number of casualties on our road from 1<sup>st</sup> April to 31<sup>st</sup> December is worse than at the same point in 2017. With 10 fatalities (2 more than 2017) and 51 serious injuries (7 more than 2017).

For the team's priority areas of focus accidents involving motorcyclists remain a concern with 25 fatal or serious casualties between 1<sup>st</sup> April to 31<sup>st</sup> December 2018, 7 more than 2017 for the same time period.

#### Overall Performance

Overall performance 3 indicators:



#### Key Areas of Focus from 1<sup>st</sup> April 2019 – 30<sup>th</sup> June 2019 (Quarter 1)

- Rugby Sevens
- Drivewise Over 65
- Schools Countryside Day
- Drowning Awareness Week
- Common Ridings
- Child Safety Week
- Bogus Callers
- Water Safety

#### Key Areas of Focus from 1<sup>st</sup> July 2019 – 30<sup>th</sup> September 2019 (Quarter 2)

- Common Ridings
- Borders Union Show
- Drivewise Over 65
- Borders College/Heriot Watt University Fresher's Week
- Fire Safety
- Outdoor Safety

**Strategic Priority – Work in partnership to reduce injury and prevent accidents**

**Hate Crime (There will be a section like this for each focus area identified for the quarter)**

**Scale of the Issue**

**Activities Undertaken**

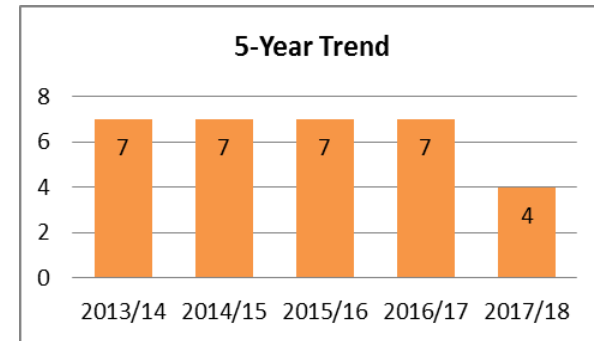
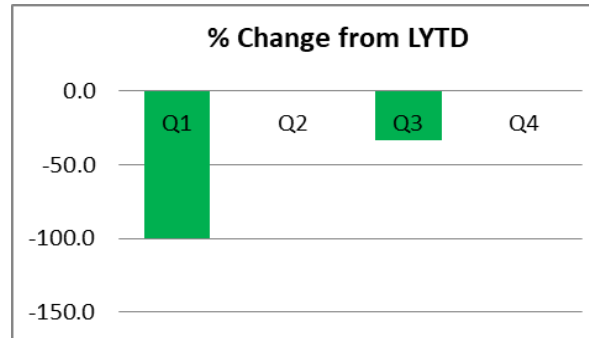
**Outcomes**

**Strategic Priority – Work in partnership to reduce injury and prevent accidents**

**Reduce the number of young drivers aged 17-25 killed or seriously injured on our roads**

**Performance**

YTD	LYTD	Change Value	Change %
2	3	-1	-33.3%

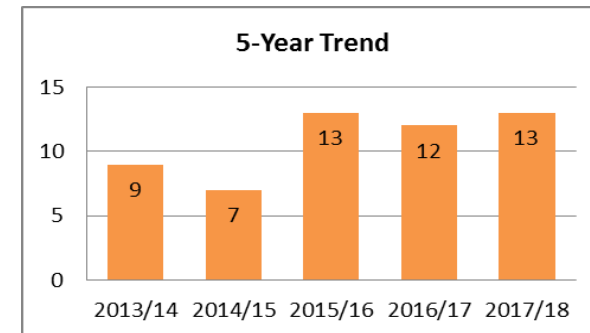



Source: Police Scotland

**Reduce the number of older drivers aged 65+ killed or seriously injured on our roads**

**Performance**

YTD	LYTD	Change Value	Change %
12	12	0	0%



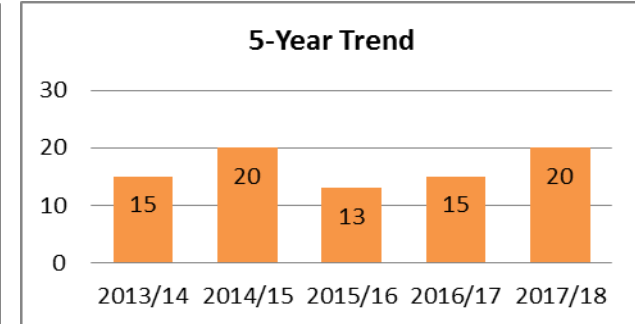
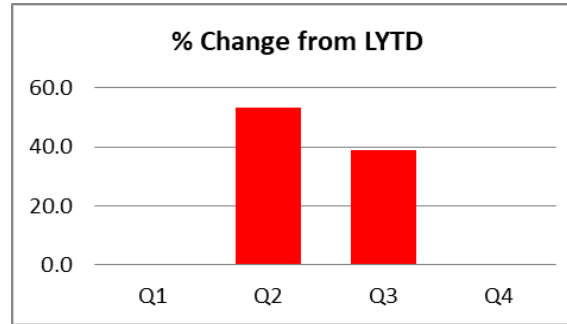
Source: Police Scotland

**Strategic Priority – Work in partnership to reduce injury and prevent accidents**

**Reduce the number of motorcyclists killed or seriously injured on our roads**

**Performance**

YTD	LYTD	Change Value	Change %
25	18	+7	38.9%



Source: Police Scotland