

Localities Bid Fund Round One

Project Evaluation

The survey asked respondents for their views on aspects of the Localities Bid Fund (LBF) including publicity, the application process and the public voting process.

The survey was available on Scottish Borders Council's Consultation Hub from 21st March to the 11th April. Groups that had submitted applications to the LBF were sent an email link to the survey which was also made available to the wider public.

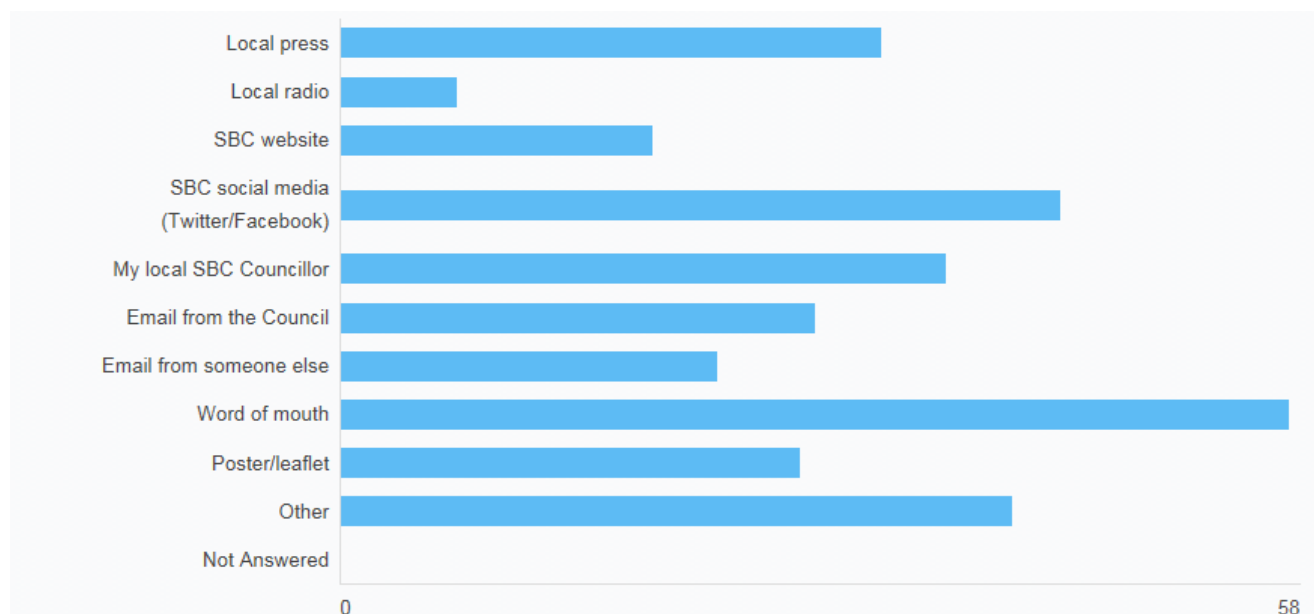
A total of 181 responses were received, of these 76 were from those who had submitted an application to the LBF while 105 were from those that hadn't.

Completion of the survey was anonymous to encourage honest responses.

Results

How did you hear about the Localities Bid Fund?

Respondents were asked to indicate all the ways in which they had heard about the fund. The most common way was via word of mouth (32%) followed by social media (24%) and other (23%). Other ways that people heard about the fund included, non-SBC social media, from groups applying for funding, community councils and the Third Sector.



Appendix A

Option	Total	Percent
Local press	33	18.23%
Local radio	7	3.87%
SBC website	19	10.50%
SBC social media (Twitter/Facebook)	44	24.31%
My local SBC Councillor	37	20.44%
Email from the Council	29	16.02%
Email from someone else	23	12.71%
Word of mouth	58	32.04%
Poster/leaflet	28	15.47%
Other	41	22.65%
Not Answered	0	0%

NB: percentages add to more than 100% as respondents were asked to indicate all ways in which they had heard about the fund.

How would you like to hear about future rounds of the Localities Bids Fund?

There were 153 responses to the question with social media (41%) followed by email (34%), including direct to the group/individual, being the preferred ways in which people would like to hear about future rounds of the fund.

Ways in which people would like to hear the future	%
As previously	12%
Community newsletter	2%
Councillors	1%
E-mail	34%
Media/press	24%
Posters	7%
Social media	41%
Other	29%

NB: percentages add to more than 100% as respondents were asked to indicate all ways in which they would like to hear about future rounds of the fund.

Other ways indicated by respondents included Third Sector, community councils and leaflet/postcard through the door.

Did you, or your group, submit an application to the Localities Bid Fund?

Of the 181 responses 76 were completed by those who had submitted an application to the LBF while 105 were completed by those that hadn't.



Option	Total	Percent of All
Yes	76	41.99%
No	105	58.01%
Not Answered	0	0%

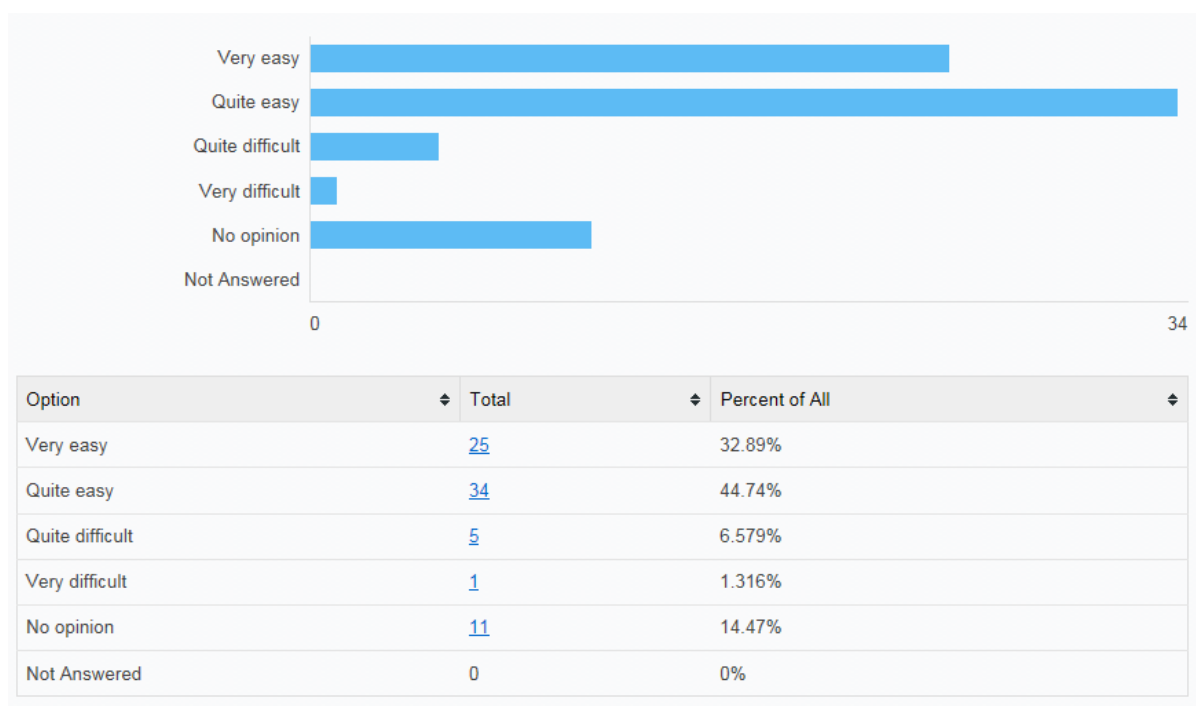
How satisfied were you with the application process?

Respondents that had submitted an application to the fund were generally satisfied with the application process with 76% of those who submitted an application satisfied with the availability of information about the fund and 62% satisfied with the overall application process. 26% were dissatisfied with the clarity of the guidelines and 25% dissatisfied with the overall application process.

	Very satisfied	Fairly satisfied	Fairly dissatisfied	Very dissatisfied	No opinion/not applicable
Availability of information about the fund	17%	59%	9%	3%	12%
Clarity of the guidelines	13%	49%	17%	9%	12%
Clarity of the application form	21%	50%	6.5%	6.5%	16%
Overall application process	15%	47%	17%	8%	13%
Communication with SBC staff throughout the application process	28%	38%	3%	4%	27%
Helpfulness of SBC staff throughout the application process	29%	37%	1%	3%	30%

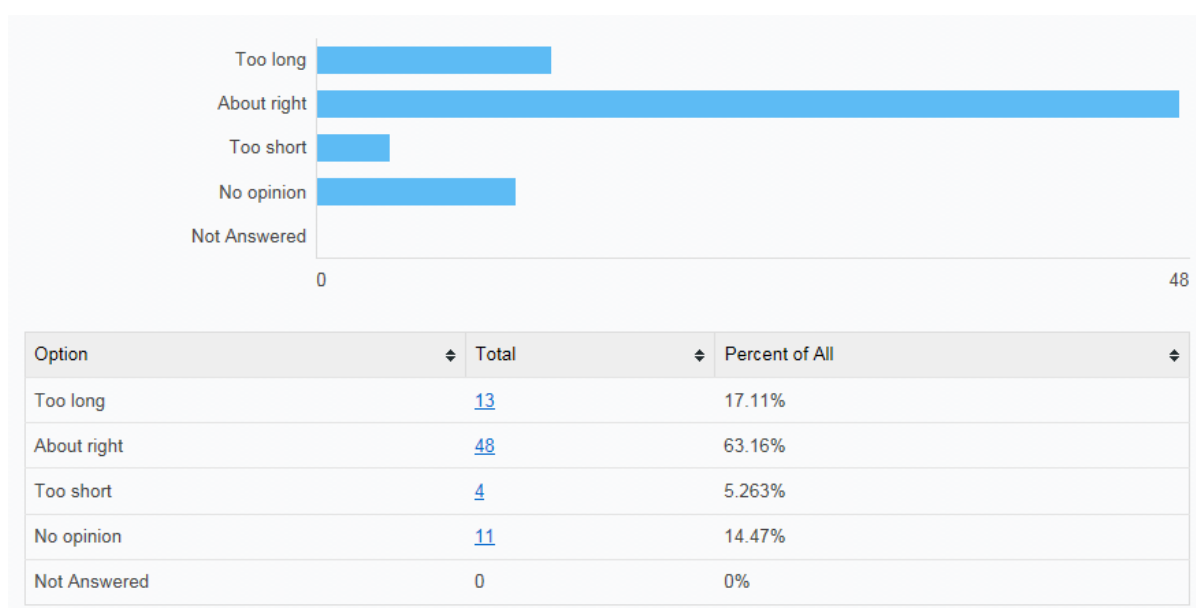
How easy did you find it to complete the application form?

78% of applicants found the application form easy to complete while 8% found it difficult. 14% expressed no opinion.



Did you think the application period (7 weeks) was suitable?

17% of applicants, who expressed an opinion, thought the application period was too long while 5% thought it was too short. 63% of applicants, who expressed an opinion, thought it was about right.



Comments about the application process

Applicants were asked if they had any general comments to make about the application process. These were grouped into the following categories:

Comments by category	%
Allocation process	8%
Application form	11%
Communications	16%
Fairness	25%
Funding cap	16%
Positive comment	7%
Timescales	3%
Voting process	10%
Other	4%

NB: comments may fall in to more than one category

Most comments were made about the fairness of the process, a funding cap and communication about the project.

These included:

Fairness (25%)

- the desire for a funding cap
- the desire for a more even distribution of funds to avoid a few projects getting most of the money
- feeling that projects in larger communities stand more chance of getting voters than those from small villages

Communications (16%)

- publicity about the fund
- publicity about the voting process
- amount of funding that could be applied for

Funding cap (16%)

- suggestions that a funding cap of £5,000 be set

If you didn't submit an application please tell us why

105 respondents hadn't submitted an application. The reasons given for not doing so fell in to the following categories:

Comments by category	%
Capacity	3%
Clarity of criteria	5%
Communications	23%
Criteria (general)	3%
Fairness	8%
Individual	19%
No project in place	20%
Timescale/process time	10%
Voting abuse	1%
Other	6%

NB: Percentages may not add to 100 due to rounding. Comments may fall into more than category

23% of comments included communications as a reason for not submitting an application. These included lack of awareness about the fund in good time to submit an application or prior to the deadline for applications.

How satisfied were you with the voting process?

All respondents were asked to rate their satisfaction with various aspects of the voting process. The highest satisfaction levels were received in relation to the length of time allowed for the public vote, while the lowest levels of satisfaction were with the paper voting form.

	Very satisfied	Fairly satisfied	Fairly dissatisfied	Very dissatisfied	No opinion/not applicable
Voting guidance	13%	48%	14.5%	14.5%	10%
The different methods in which people could vote	16.5%	42%	14%	16.5%	11%
Online voting process	24%	36%	11%	14.5%	14.5%
Paper voting form	8%	25%	11%	16%	40%
Length of public voting period (4 weeks)	29%	46%	5%	7%	13%
Availability of voting forms	13%	29%	12%	11%	35%
Communication with staff during the voting process	10%	25%	3%	7%	55%
Helpfulness of staff during the voting process	13%	23%	4%	4%	55%

NB: percentages may not add to 100 due to rounding

Comments about the voting process

Respondents were asked if they had any general comments to make about the voting process. These were grouped into the following categories:

Comments by category	%
Availability of voting papers	4%
Campaigning	5%
Communications	14%
Ese of use	2%
Fairness	25%
Funding cap	5%
Positive comment	3%
Timescales	1%
Voting abuse	34%
Voting bullying	2%
Other	5%

NB: comments may fall in to more than one category

The category in which the largest number of votes fell was voting abuse (34%). Comments in this category largely commented on individuals voting multiple times (both online and paper votes).

Comments that fell in to the fairness category (25%) included:

- advantage well-known groups have over smaller, new ones
- weighting of applications needed
- groups in larger centres of population have a better chance of securing votes

Comments that fell into the communications category (14%) included:

- lack of awareness
- more publicity required
- clearer communications message

Is there anything else you would like to tell us about the Localities Bid Fund?

Respondents were given the opportunity to make further comments, these were categorised as follows:

Comments by category	%
Administration	3%
Allocation of funds	12%
Communications	13%
Criteria	6%
Fairness	27%
Feedback	1%
Funding cap	13%
Negative comment (general)	2%
Positive comment (general)	9%
Voting abuse	8%
Other	6%

NB: Comments may fall in to more than one category

The largest percentage of comments 27% fell into the fairness category. These included comments on:

- funding cap is required to enable more groups to benefit
- voting process was being abused
- voting process favours larger communities

Comments made about communications (13%) included:

- name needs to be changed
- more information about the projects
- more/better publicity
- need to publicise fund much earlier

Comments that fell into the funding cap category (13%) included:

- funding cap of £5,000 should be introduced
- funding pot should be shared out more equally

Comments that were categorised as other (6%) included:

- coverage of projects by local media
- direct funding to support other services e.g. bus services
- other funds are available for community projects

Is there anything that you think SBC should do differently next time?

Respondents were asked if there is anything that they think should be done differently in the next round of the Localities Bid Fund. Many of the comments had been raised in other sections of the survey and could be categorised as follows:

Comments by category	%
Allocation of funds	20%
Communications	18%
Fairness	29%
Feedback	1%
Negative comment (general)	2%
Positive comment (general)	1%
Voting process	20%
Other	8%

NB: Percentages may not add to 100 due to rounding. Comments may fall in to more than one category

As with the previous two questions the largest amount of comments fell in to the fairness category (29%) and included:

- funding should be awarded proportionately – not first past the post
- limit funding amount to each project to allow for wider dispersal
- ensure rural areas have access to funds
- spread the funding wider

20% comments were connection with both the allocation of funds and the voting process:

Allocation:

- share funding according to percentage of votes
- funds to be allocated to groups that support the vulnerable
- offer Borders wide option
- ring fence funds for rural applications

Voting process:

- use 'one person, one vote' system
- have an online vote only
- ballot boxes should be more widely available
- voting system should be weighted for smaller communities

8% of comments included statements that fell in to the 'other' category, these included:

- give the funding to community councils to distribute
- Electoral Registration Office should run it
- There should be an incentive to vote