



Quarterly Performance Report February 2017

Period Covered: 1 April 2016 to 31 December 2016

“Making the Scottish Borders a safer place to live, work and visit”

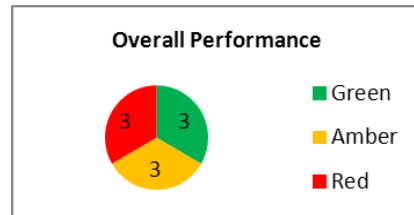
Key: Green – Performance Improved, Amber – Performance Reduced < 15%, Red – Performance Reduced >15%

Strategic Priority 1 – Reduce the level and Impact of Gender Based Violence through effective partnership working

Overall Summary

Overall Performance

Overall performance 9 indicators:



Key Successes

- Meeting with the court mandated Caledonian System/DAAS partners to ensure that women and children entitled to a service are provided with an effective response, this is in relation to more than one service having a referral for the same family. Further meetings are scheduled for February 2017 to map out effective interventions for families using this partnership approach.
- MARAC Annual Report 2015/16 is now published and available for information.
- Equally safe strategy is working its way through community planning and is due to be launched in spring 2017.
- Funding from Scottish Borders partners agreed.

Key Issues

- DAAS and the Housing Options worker are absorbing demand for the STEPS Project.
- BIG Lottery is now in receipt SBC's Pathway 2 funding bid and Business Plan.

Key Activities

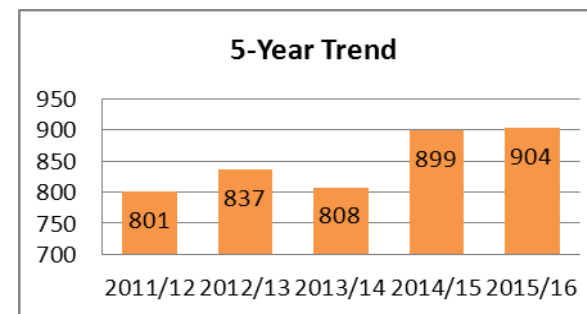
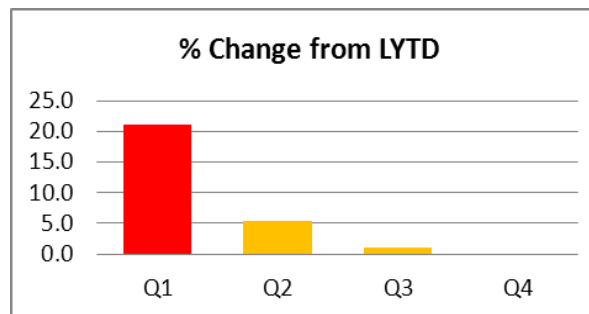
- Cedar groupwork programme is due to commence in February 2017. There will be 2 children's group running in parallel with the Mother's Group for 12 weeks.

Strategic Priority 1 – Reduce the level and Impact of Gender Based Violence through effective partnership working

Performance Indicator – Reduce the number of reported incidents of domestic abuse (adults)

Performance

YTD	LYTD	Change %
653	646	1.1%



Source: Police Scotland

Where we are currently

- An increase of 7 reported incidents of domestic abuse for the year to date in 2016/17 when compared to the same time period last year, which equates to a 1.1% increase.

Our Successes/Our Issues

- Domestic Abuse Services held a Pathway Service review event in January 2017 that was very well attended by police Scotland, SBRCC, Money Matter, Borders Addiction Service and many other Pathway Stakeholders. The results of this event will be considered and used to make improvements to services.

What we are doing

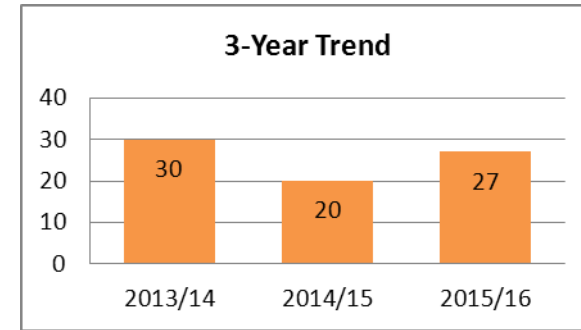
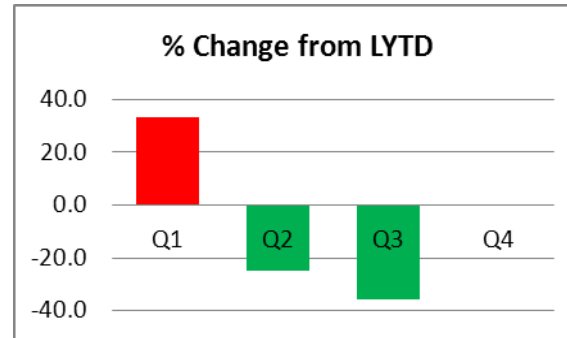
- Domestic Abuse Services are delivering training to partner agencies in using the SafeLives nationally used tool for victims of Domestic Abuse, this will support effective safety planning for clients.
- Greater involvement in the “Mentors in Violence” programme in schools.

Strategic Priority 1 – Reduce the level and Impact of Gender Based Violence through effective partnership working

Performance Indicator – Reduce the number of rapes and sexual assaults that are domestic abuse related

Performance

YTD	LYTD	Change %
9	14	-35.7%



Source: Police Scotland

Where we are currently

- 5 fewer reported sexual crimes related to domestic abuse in the year to date when compared to the same time period last year, which equates to a 35.7% decrease. It is expected that this figure will fluctuate during the year due to historical reporting of sexual crimes.

Our Successes/Our Issues

- Clients are supported to report incidents of sexual violence as part of engagement with the DAAS service and the DACS service will encourage reporting of historical sexual violence where possible.

What we are doing

- Supporting clients to report to the Police will always remain a key task for domestic abuse services.

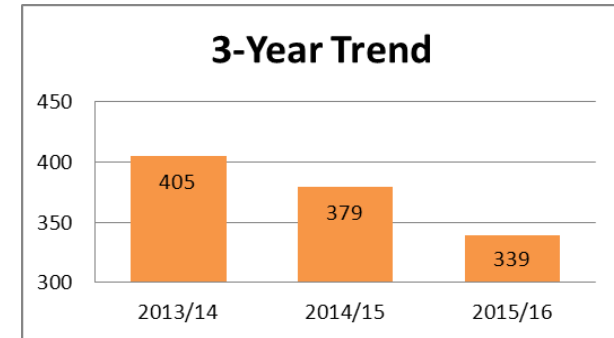
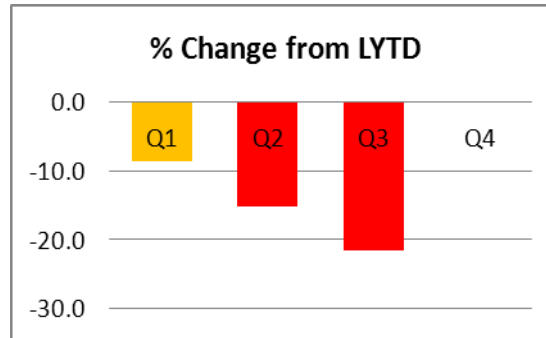
Strategic Priority 1 – Reduce the level and Impact of Gender Based Violence through effective partnership working

Performance Indicator – Increase the number of referrals to the Domestic Abuse Advocacy Support (DAAS) Service

Performance

YTD	LYTD	Change %
211	269	-21.6%

Source: DAAS



Where we are currently

- 58 fewer referrals in the year to date when compared to the same time period in 2015/16. The aim is to increase referrals but the trend for the last 3 years has been downward.

Our Successes/Our Issues

- We are publicising the DAAS service Borders wide using a wide range of resources.
- Two staff members are now fully qualified Independent Domestic Abuse Advisors under the national Professional Development Award with a third undertaking the training.
- There has been an upward trend of referrals in the period 28th December to date, with self-referrals and Police referrals, in particular, on the increase.

What we are doing

- Supporting Safer Communities team members to develop further skills/knowledge to build up resilience in relation to service delivery.
- Improved reporting process from Police Scotland directly into the DAAS service, using the Vulnerable Person’s Database reporting through Egress.

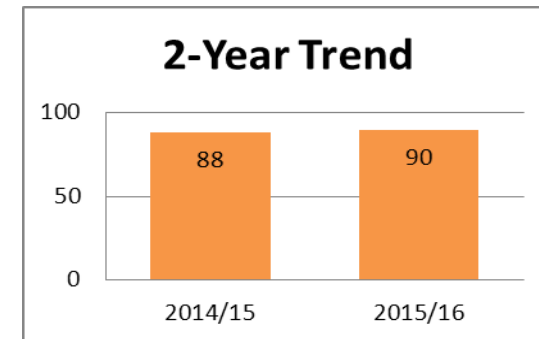
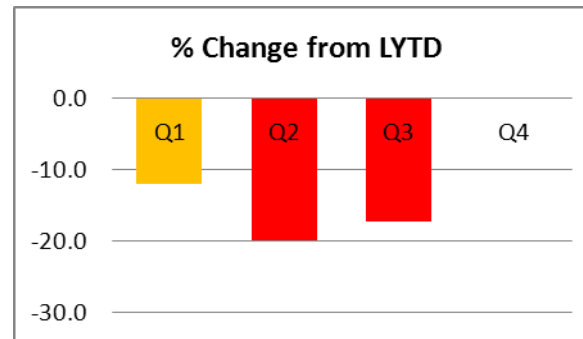
Strategic Priority 1 – Reduce the level and Impact of Gender Based Violence through effective partnership working

Performance Indicator – Increase the number of high risk domestic abuse cases discussed at Multi-Agency Risk Assessment Conference (MARAC)

Performance

YTD	LYTD	Change %
57	69	-17.4%

Source: MARAC



Where we are currently

- A decrease in the number of cases discussed at MARAC in the year to date when compared to the same time period in 2015/16.
- MARAC referrals are lower than the expected yearly total of 200. This projected figure is based on a national UK wide statistical indicator that suggests that a population the size of Scottish Borders could expect 200 high risk cases per year (SafeLives 2015).

Our Successes/Our Issues

- Self-Assessment Improvement Plan 75% complete.
- Core agency attendance at MARAC in the Borders is greater than the number recommended by SafeLives.

What we are doing

- Planning the partner agency training needs for the next 12 months.

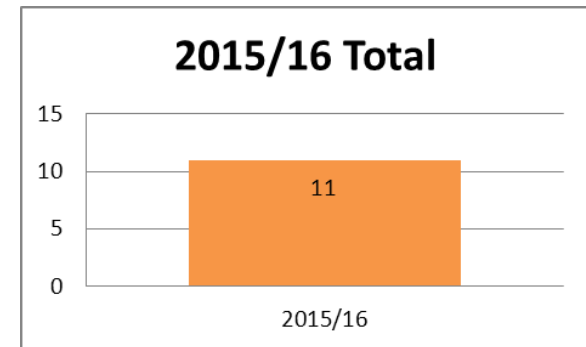
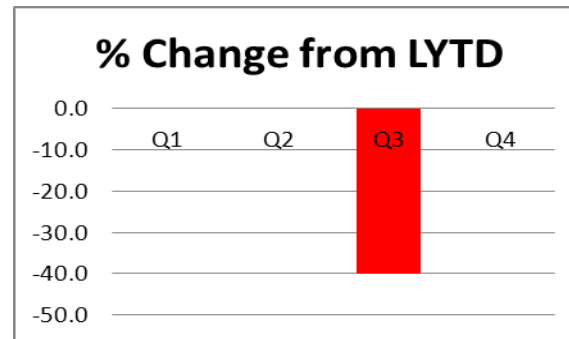
Strategic Priority 1 – Reduce the level and Impact of Gender Based Violence through effective partnership working

Performance Indicator – Increase the number of high risk offender referrals to Multi-Agency Tasking and Coordinating (MATAC) group

Performance

YTD	LYTD	Change %
6	10	-40%

Source: Police Scotland



Where we are currently

- The number of referrals to the end of quarter 3 of 2016/17 is 40% lower than recorded for 2015/16 for the same time period.

Our Successes/Our Issues

- Well established MARAC and MATAC processes in place and strong partnership working.

What we are doing

- Continuing to ensure MATAC is always considered at MARAC for repeat perpetrators or perpetrators whose risk level or nature of the risk is deemed of concern.

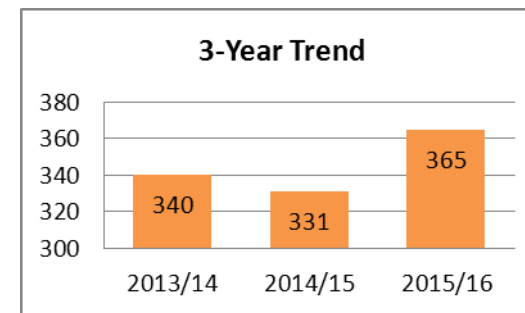
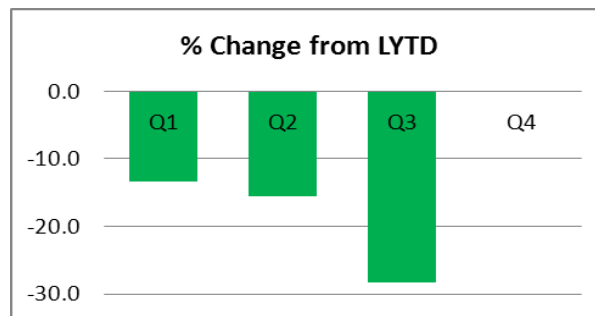
Strategic Priority 1 – Reduce the level and Impact of Gender Based Violence through effective partnership working

Performance Indicator – Reduce the number of children who have experienced domestic abuse (present in home)

Performance

YTD	LYTD	Change %
200	279	-28.3%

Source: DAAS



Where we are currently

- 79 fewer children present in the home where domestic abuse incidents took place. This is a 28.3% reduction on the year to date when compared to the same time period in 2015/16.

Our Successes/Our Issues

- An increase in child protection concern forms to Children and Young People Services when a case has been heard at MARAC.
- Require advocacy for children regarding their rights.

What we are doing

- Children referred and signposted to Children 1st who have witnessed/been involved in Domestic Abuse, receive an assessment and one to one support.
- Children and their mothers who are in recovery from Domestic Abuse are referred to CEDAR (Children Experiencing Domestic Abuse Recovery).
- Attending and participating in Multi-Agency Conferences, child protection and concern meetings and liaise with education.
- Supporting the parent to safety plan with the child to prevent further exposure to Domestic Abuse.

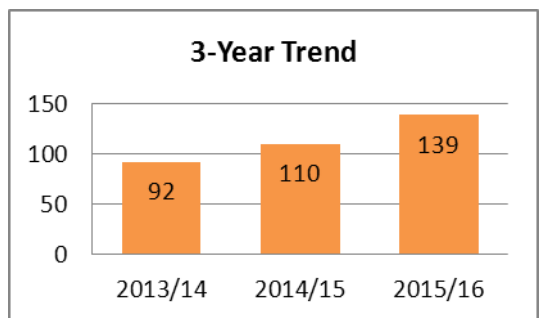
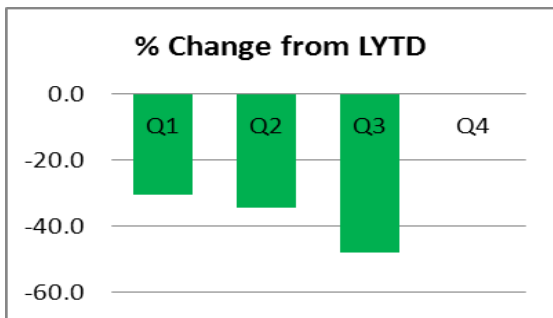
Strategic Priority 1 – Reduce the level and Impact of Gender Based Violence through effective partnership working

Performance Indicator – Reduce the number of children who have witnessed domestic abuse (present at incident)

Performance

YTD	LYTD	Change %
56	108	-48.1%

Source: DAAS



Where we are currently

- 52 fewer children witnessing domestic abuse. This is a 48.1% reduction for the year to date when compared to the same time period in 2015/16 and is currently reversing a recent upward trend.

Our Successes/Our Issues

- Children that have witnessed domestic abuse are discussed with Children 1st and will be prioritised for one to one support.
- Children would benefit from further advocacy tailored to their circumstances. E.g. when a child is having court ordered contact and needs to be aware of their rights.

What we are doing

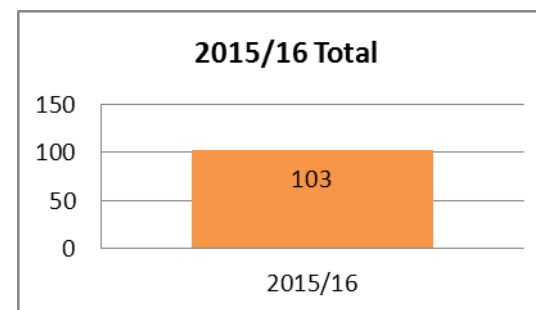
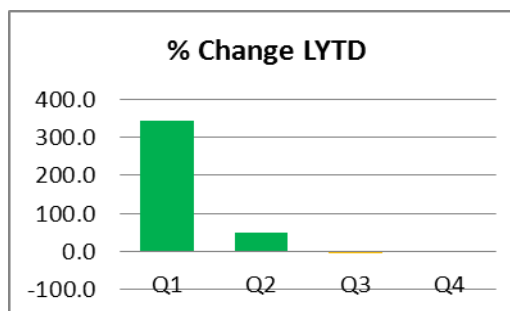
- At the point of referral we are informing Children and Young People’s Services that a child has witnessed Domestic Abuse.
- Supporting safety planning with the parent who is the Domestic Abuse victim.

Strategic Priority 1 – Reduce the level and Impact of Gender Based Violence through effective partnership working

Performance Indicator – Increase the number of safe housing options security installations

Performance

YTD	LYTD	Change %
67	72	-6.9%



Source: Pathway Project

Where we are currently

- A small reduction (6.9%) in the number of security installations made in the year to date when compared to 2015/16.

Our Successes/Our Issues

- Our pet placement scheme has allowed clients the option of having their pets temporarily boarded whilst the client themselves can explore all avenues of safer housing options
- We continue to be able to make clients safe whether that is in their own home or in a location of their choosing.

What we are doing

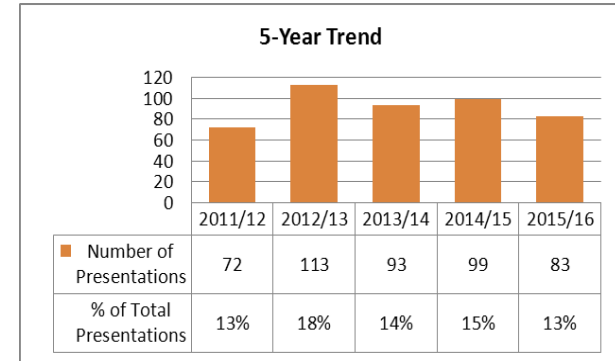
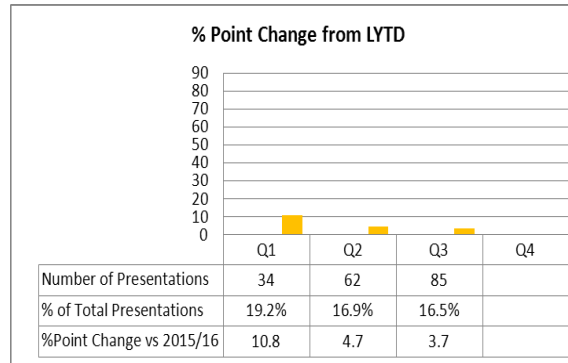
- Safe Housing Options continue to work with all registered social landlords, private landlords, owner occupiers and homelessness in the provision of additional safety measures and looking at and offering all housing options available to the clients.
- Safe Housing Options continues to support and provide training for all partner agencies in relation to domestic abuse and safe housing.
- We continue to work with our partners in the provision of emergency pet placements.

Strategic Priority 1 – Reduce the level and Impact of Gender Based Violence through effective partnership working

Performance Indicator – Reduce the number of homeless assessment presentations due to dispute within a violent or abusive household

Performance

YTD	LYTD	Change % Point
16.5	12.8	3.7



Source: SBC Homeless Service

Where we are currently

- An increase in the number of homeless presentations from 60 in the year to date of 2015/16 to 85 in 2016/17. This is a 3.7 percentage point increase against total presentations for the year to date.

Our Successes/Our Issues

- Whilst the number of presentations has seen an unwanted increase this does not take account of the numerous successful interventions carried out to allow victims to remain in their own homes.

What we are doing

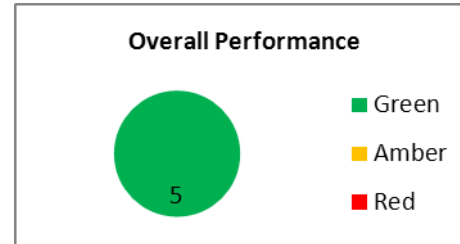
- The domestic abuse STEPS workers work proactively with housing providers, private landlords and owner occupiers to maintain people in their own homes and reduce any further homelessness.

Strategic Priority 2 – Reduce the level and Impact of substance misuse through effective partnership working

Overall Summary

Overall Performance

Overall performance 5 indicators:



Key Successes

- Increased uptake for “Best Bar None” with 24 applications received in 2016/17.
- New referral process established with RSLs in relation to drug dealing in our communities.
- Continued low level of ASB in licensed premises throughout Scottish Borders.

Key Issues

- Continued availability of cheap alcohol in all licensed off-sales premises.
- Currently funding for “Best Bar None” is not in place for 2017/18.

Key Activities

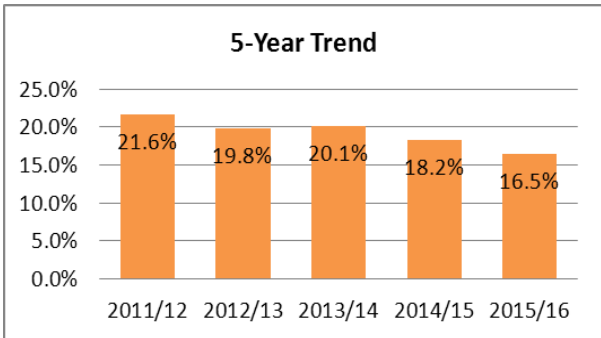
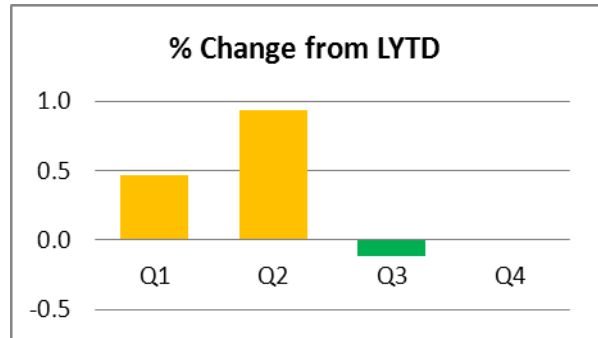
- Re-establishment of the Alcohol and Drug Tasking and Coordinating Group to focus on this strategic priority.

Strategic Priority 2 – Reduce the level and Impact of substance misuse through effective partnership working

Performance Indicator – Reduce the percentage of ASB incidents that are alcohol related

Performance

YTD	LYTD	Change % Points
16.5%	16.6%	0.9



Source: SCT Database

Where we are currently

- A small decrease in the percentage of ASB incidents that are alcohol related in the second quarter of 2016/17 when compared to the same time period in 2015/16. The percentage of alcohol related incidents has been decreasing month on month since April.

Our Successes/Our Issues

- A number of successful multi-agency initiatives were carried out in areas where alcohol fuelled ASB was having a detrimental effect on the community (Gala Park, Inchmyre) and issues have improved in these areas.
- Recent issues with youths in Galashiels, particularly in relation to alcohol, are being addressed through increased weekend patrols by Police Scotland.

What we are doing

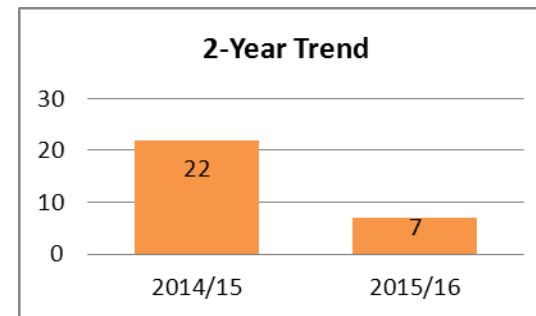
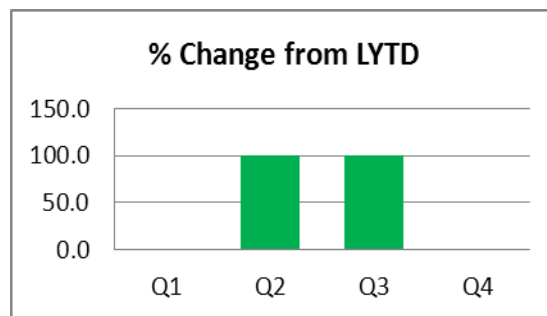
- Letters are issued by Police Scotland to those youths involved in alcohol related incidents offering referral to support services.
- Daily partnership monitoring of all ASB allows for early and effective intervention, where appropriate.

Strategic Priority 2 – Reduce the level and Impact of substance misuse through effective partnership working

Performance Indicator – Increase the number of Alcohol Brief Intervention (ABI) screenings undertaken by the Antisocial Behaviour Unit (ASBU)

Performance

YTD	LYTD	Change %
14	7	100%



Source: ASBU

Where we are currently

- 100% increase in the number of referrals in the year to date when compared to the same time period in 2015/16.
- In total there have been 29 face to face interviews conducted in the year to date. In 48.3% (14) of interviews ABI screenings were undertaken.

Our Successes/Our Issues

- We are pleased that ABI screenings are now a standard part of our earliest interventions, we hope that by making it standard practice that we can signpost even more people to services that can support them and in return the levels of ASB will reduce.

What we are doing

- We continue to deliver these interventions at the earliest opportunity and will review at the end of each year.

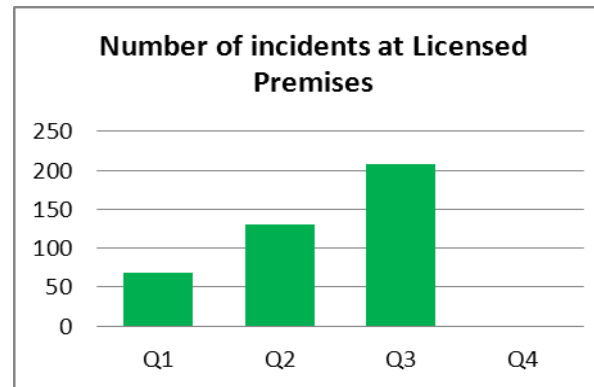
Strategic Priority 2 – Reduce the level and Impact of substance misuse through effective partnership working

Performance Indicator – Increase the number of interventions following antisocial incidents in licensed premises

Performance

YTD	LYTD	Change %
208	N/A	N/A

Source: Police Scotland



Where we are currently

- 78 interventions undertaken in the third quarter of 2016/17 bringing the total for the year to date to 208.

Our Successes/Our Issues

- This is a new indicator for 2016/17 and historical data is not available for comparison as the Police are using a new recording system from April 2016.

What we are doing

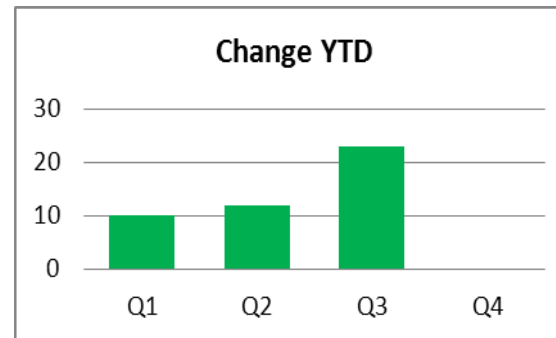
- The Police and SBC licensing officers continue to address all reports of antisocial behaviour at licensed premises.
- New recording database “InnKeeper” now fully operational in Police Scotland.

Strategic Priority 2 – Reduce the level and Impact of substance misuse through effective partnership working

Performance Indicator – Increase the number of referrals into the ASB process as a result of proactive drug enforcement

Performance

YTD	LYTD	Change %
23	N/A	N/A



Source: SCT Database

Where we are currently

- Collection of data for this indicator is new for 2016/17 therefore comparison to previous years is not currently possible.

Our Successes/Our Issues

- Following the sharing of details about drug supply and production charges with registered social landlords, the relevant landlords have formally warned their tenants.

What we are doing

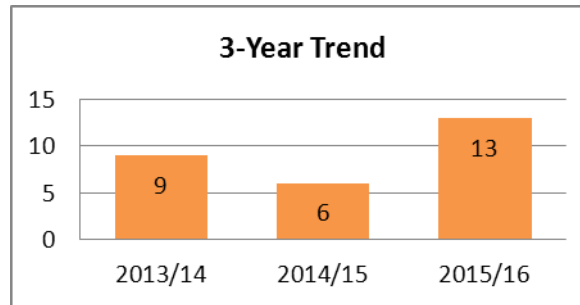
- Introduction of the referral process is further increasing our early intervention capability in dealing with ASB.

Strategic Priority 2 – Reduce the level and Impact of substance misuse through effective partnership working

Performance Indicator – Increase the number of “Best Bar None” premises

Performance

YTD	LYTD	Change %
N/A	13	N/A



Source: Police Scotland

Where we are currently

- This indicator is measured annually therefore results will not be available for 2016/17 until quarter 4.

Our Successes/Our Issues

- 24 applications have been received this year.
- Funding for 2017/18 is not currently in place.

What we are doing

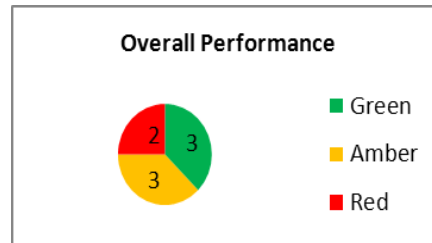
- Premises assessments were completed in November 2016.
- The awards ceremony is being planned for 2nd March 2017.

Strategic Priority 3 – Reduce the level and Impact of crime and antisocial behaviour through effective partnership working

Overall Summary

Overall Performance

Overall performance 8 indicators:



Key Successes

- Increased use of early and effective intervention in antisocial behaviour cases.

Key Issues

- Requirement to address resilience in mediation capacity.

Key Activities

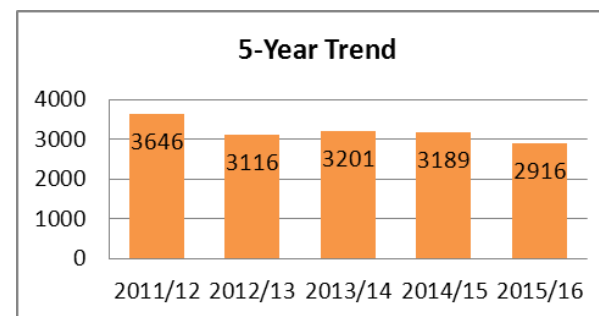
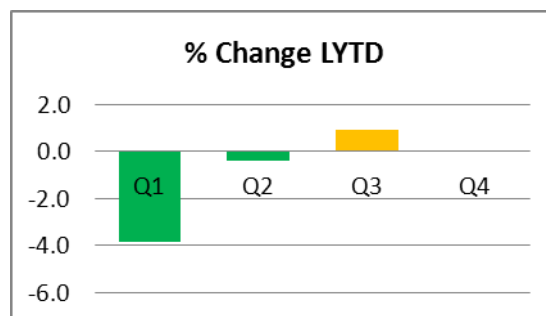
- Reviewing and updating the multi-agency antisocial behaviour procedures.
- Refocus on prevention activities, driven by police Scotland.

Strategic Priority 3 – Reduce the level and Impact of crime and antisocial behaviour through effective partnership working

Performance Indicator – Reduce the number of group 1-5 crimes

Performance

YTD	LYTD	Change %
2284	2263	0.9%



Source: Police Scotland

Where we are currently

- A small increase in the number of group 1-5 crimes recorded in the year to date when compared to the same time period in 2015/16. This equates to 21 additional victims.

Our Successes/Our Issues

- A high profile and nationally recognised rural crime initiative has seen a 62% reduction in the value of property stolen. It is planned to repeat this initiative in 2017/18.

What we are doing

- Police Scotland have introduced a model that is focused on crime prevention and tackling inequalities. The model takes best practice examples from throughout Scotland and applies these consistently within local areas with the aim of preventing crime and reducing offending. The rural crime initiative in Scottish Borders is one such example of best practice.

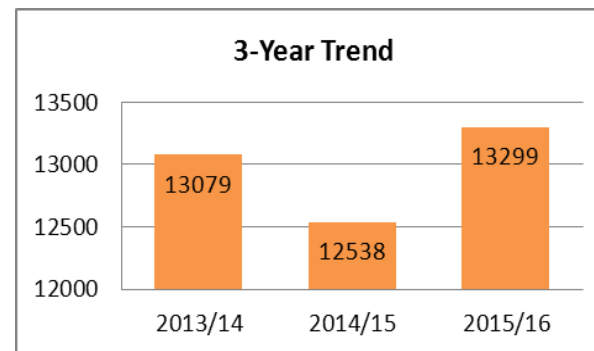
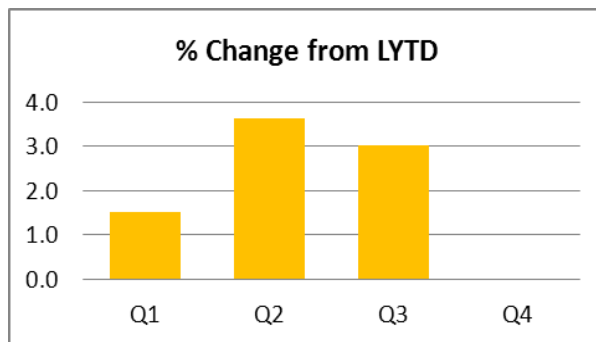
Strategic Priority 3 – Reduce the level and Impact of crime and antisocial behaviour through effective partnership working

Performance Indicator – Reduce the number of recorded ASB incidents

Performance

YTD	LYTD	Change %
10537	10228	3.0%

Source: SCT Database/ASBU/RSLs



Where we are currently

- An increase of 309 reported incidents for the year to date when compared to the same time period in 2015/16.

Our Successes/Our Issues

- Increased numbers of incidents in Galashiels and Hawick in November and December 2016, particularly in relations to youths.
- Recent issues have included youths from out of the area (Gorebridge) coming into Galashiels and causing disorder.

What we are doing

- There is a multi-agency group working to find a solution to the spike in youth disorder and we are considering the full range of tactical options following an environmental assessment.

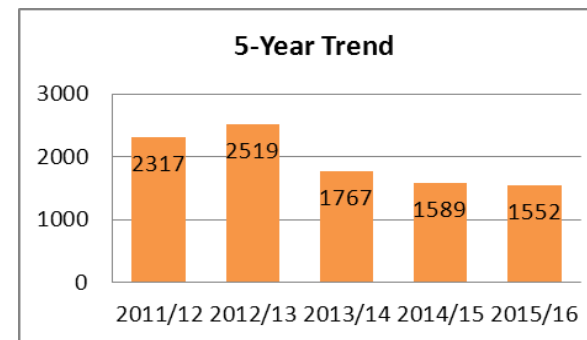
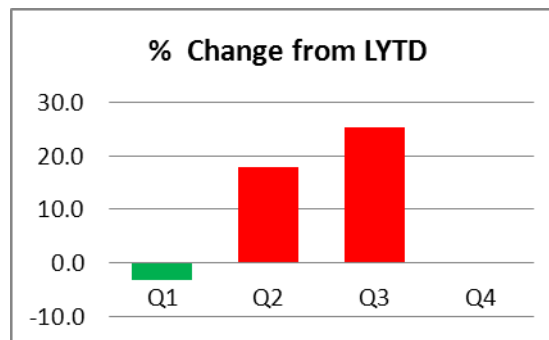
Strategic Priority 3 – Reduce the level and Impact of crime and antisocial behaviour through effective partnership working

Performance Indicator – Reduce the number of youth related ASB incidents

Performance

YTD	LYTD	Change %
1484	1185	25.2%

Source: SCT Database



Where we are currently

- An increase in the number of youth related incidents in the year to date in 2016/17 when compared to the same time period in 2015/16. If the current trend continues it is likely that youth incidents will show the first year end increase in 5 years.

Our Successes/Our Issues

- Issues within Hawick and Galashiels have resulted in an increase in youth related incidents in quarter 2 and 3. Some of the increase is attributed to repeat offenders.

What we are doing

- Monthly youth bulletins are issued that identify specific ASB locations and named youths involved in ASB.
- Letters are issued by Police Scotland to those youths involved in alcohol related incidents offering referral to support services.
- Closer working relationships established with “Youth Borders” and local youth groups.
- Youth community officers continue to deliver youth diversionary projects across Scottish Borders.
- A multi-agency approach to resolving the issues in Hawick and Galashiels is being pursued.

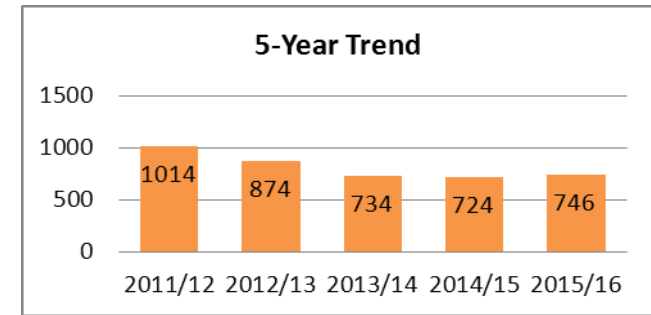
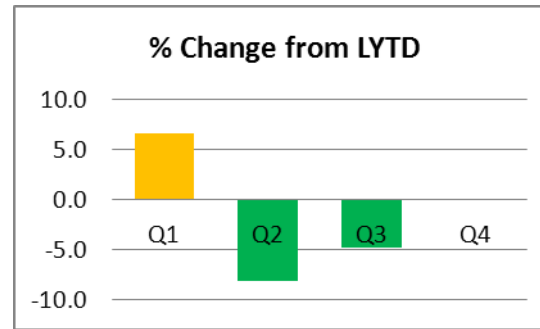
Strategic Priority 3 – Reduce the level and Impact of crime and antisocial behaviour through effective partnership working

Performance Indicator – Reduce the number of reported vandalisms

Performance

YTD	LYTD	Change %
568	597	-4.9%

Source: Police Scotland



Where we are currently

- A decrease in the number of reported vandalisms in the year to date when compared to the same time period in 2015/16, which equates to 29 fewer victims of this type of crime.

Our Successes/Our Issues

- Police Scotland refocus on high-volume, low-level crime and preventative policing through directed patrolling.

What we are doing

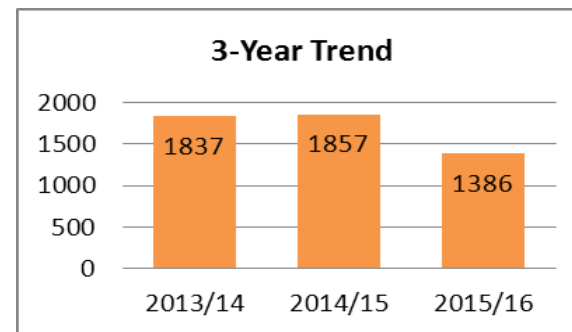
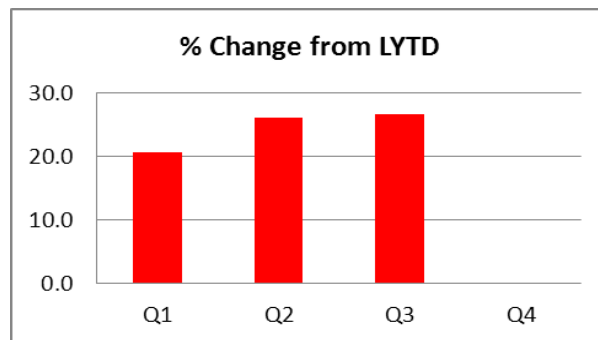
- Continued work by youth community officers in all primary and secondary schools.
- Community Beat Officers (CBOs) are working closely with communities affected by vandalism.

Strategic Priority 3 – Reduce the level and Impact of crime and antisocial behaviour through effective partnership working

Performance Indicator – Reduce the number of persons being monitored for antisocial behaviour

Performance

YTD	LYTD	Change %
1366	1079	26.6%



Source: ASBU

Where we are currently

- 287 more persons being monitored for antisocial behaviour in the year to date when compared to the same time period in 2015/16.

Our Successes/Our Issues

- Although the number of persons being monitored has increased, the balance between high end (ASBO Stage) and lower end (Taken on for research) has changed dramatically. This in effect means the amount of time taken to turn around behaviour has reduced and the impact on victims will also have reduced. This is positive.

What we are doing

- We are continuously looking at what other agencies do or what diversions can be implemented. It will be explored further this year through some bespoke training that will be delivered to the wider partnership.
- A formal process exists between partner agencies to take a consistent approach to addressing antisocial behaviour.

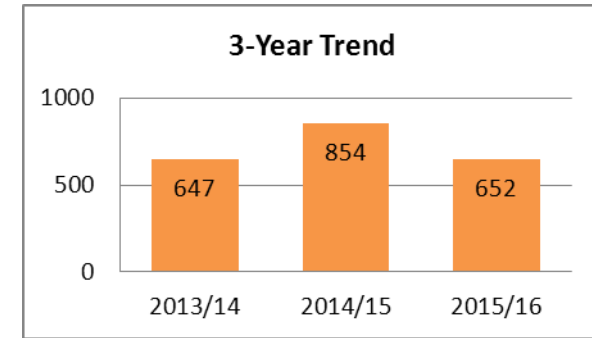
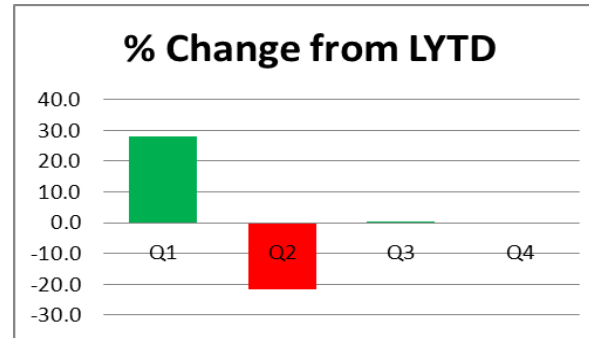
Strategic Priority 3 – Reduce the level and Impact of crime and antisocial behaviour through effective partnership working

Performance Indicator – Increase the number of early interventions made by ASB partners

Performance

YTD	LYTD	Change %
562	561	-0.2%

Source: ASBU



Where we are currently

- An increase of 1 intervention in the year to date when compared to the same time period in 2015/16.

Our Successes/Our Issues

- We continue to work as a partnership to share information and respond in a coordinated way.

What we are doing

- We are using analysis to better understand antisocial behaviour and to improve the approach being taken and the outcomes for complainers.

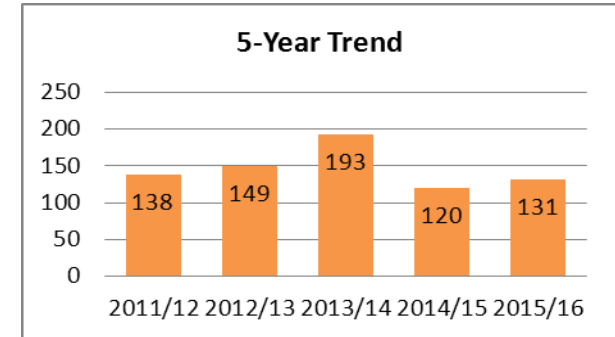
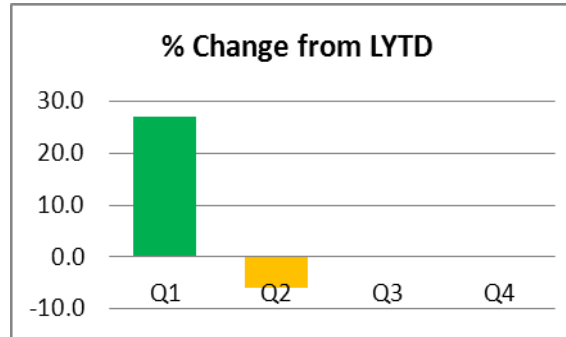
Strategic Priority 3 – Reduce the level and Impact of crime and antisocial behaviour through effective partnership working

Performance Indicator – Increase the number of mediation referrals

Performance

YTD	LYTD	Change %
98	98	0%

Source: Mediation



Where we are currently

- The same number of referrals in the year to date when compared to the same time period in 2015/16.

Our Successes/Our Issues

- Development of a succession plan to update noise monitoring equipment.

What we are doing

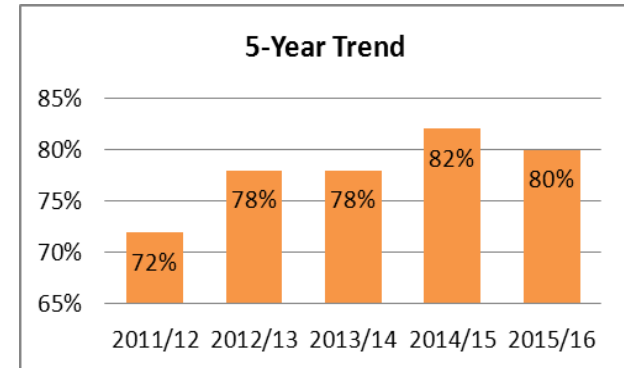
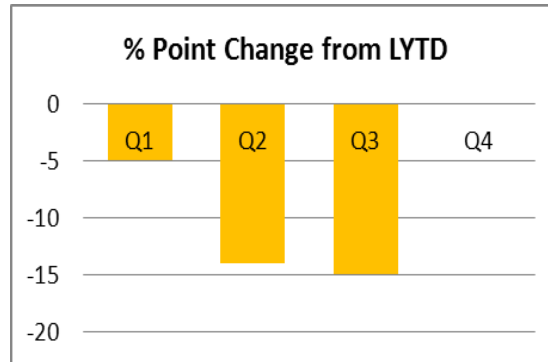
- Mediation has a series of promotional events lined up for the last quarter of 2016/17, which should improve partnership understanding of what can be achieved and will increase the referral rates.

Strategic Priority 3 – Reduce the level and Impact of crime and antisocial behaviour through effective partnership working

Performance Indicator – Increase the percentage of mediation cases that show agreement/improvement after mediation

Performance

YTD	LYTD	Change % Points
64%	79%	-15



Source: Mediation

Where we are currently

- A reduction in the percentage of cases that show agreement/improvement after mediation in the year to date when compared to the same time period in 2015/16.

Our Successes/Our Issues

- Success rates for mediation are very dependent on the type of cases that are taken on, which cannot always be predicted. An annual analysis of cases will look at what factors impact on the success rates.
- We are also now referring some cases from the Core Group Meeting (traditionally not done in the past) this may have some impact as they tend to be more complex.

What we are doing

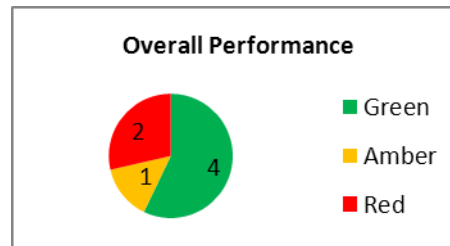
- Partners are being given refresher training when it is best to refer a case. The earlier they are referred the better chance there is of success. The roadshow type visits will take about two months to complete.

Strategic Priority 4 – Reduce the level and Impact of poor driver behaviour through effective partnership working

Overall Summary

Overall Performance

Overall performance 7 indicators:



Key Successes

- Delivery of a wide range of road safety initiatives across different user and age groups throughout Scottish Borders.
- Zero children killed on our roads in the year to date.
- A successful funding bid has resulted in resources now being available to roll out the older driver programme Borders wide along with the under 17 project and the 17-25 year old driving scheme.

Key Issues

- An overall increase in killed/seriously injured figures for Scottish Borders. However detailed analysis has indicated no common causational factors or obvious preventative shortfalls.
- There is currently a vacancy for the Community Safety Officer post with Scottish Borders however other partner agencies are assisting in the road safety work to allow projects to continue. The vacancy will be filled in the near future.

Key Activities

- Following a successful funding bid “Drivewise Borders” has been set up as a partnership scheme involving Police Scotland, SAS, SFRS, Scottish Borders Council, Cleland Volvo, Institute of Advanced Motorists, Scottish Borders Safer Communities Department and many others. There are 3 separate schemes within the “Drivewise” project:
 - An under 17s initiative which educates young adults who are under 17 and not old enough to drive regarding how attitudes can impact on driver behaviour, both as a passenger and when behind the wheel of a car. It is delivered in a safe off road environment.
 - The 17-25 Young Driver scheme is led by the Institute of Advanced Motorists (IAM) and involves practical and theory training into the aspects of advanced driving.
 - The over 65s project is bespoke theory sessions for the older driver followed by the option to get a refresher drive with a trained instructor.

Strategic Priority 4 – Reduce the level and Impact of poor driver behaviour through effective partnership working

Performance Indicator – Reduce the number of road users killed or seriously injured

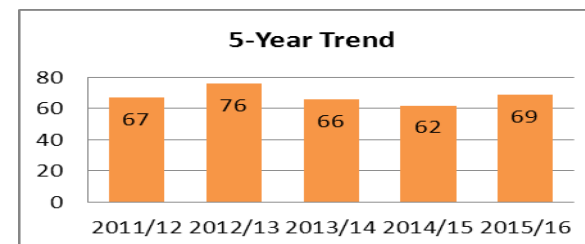
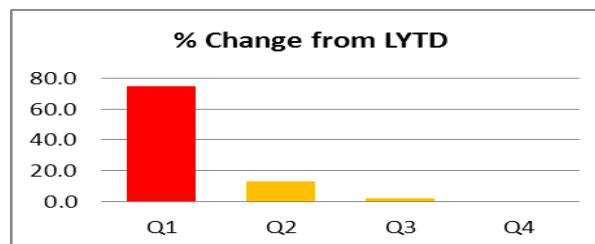
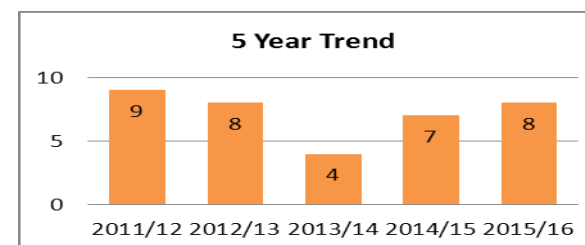
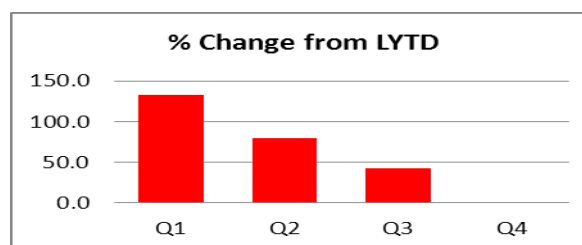
Performance

Killed

YTD	LYTD	Change %
10	7	42.9%

Seriously Injured

YTD	LYTD	Change %
57	56	1.8%



Source: Police Scotland

Where we are currently

- An increase of 3 road users killed on our roads in the year to date when compared to the same time period in 2015/16.
- An increase of 1 road users seriously injured in the year to date when compared to the same time period in 2015/16.
- We will not meet the objective of reducing the number of people killed on our roads in 2016/17 when compared to 2015/16.

Our Successes/Our Issues

- A successful funding bid has resulted in resources now being available to support young driver programmes throughout the Borders.

What we are doing

- As part of the “Drivewise Borders” programme 3 separate initiatives designed for under 17s, 17-25s and over 65s are being developed and will be delivered Borders wide.

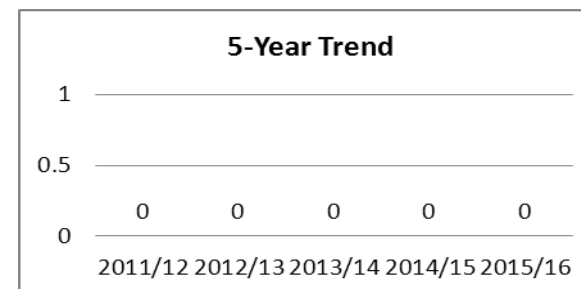

Strategic Priority 4 – Reduce the level and Impact of poor driver behaviour through effective partnership working

Performance Indicator – Reduce the number of children killed or seriously injured on our roads

Performance

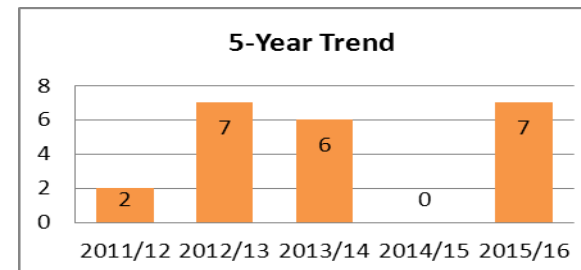

Killed

YTD	LYTD	Change %
0	0	0%



Seriously Injured

YTD	LYTD	Change %
4	4	0%



Source: Police Scotland

Where we are currently

- 0 children killed on our roads in the year to date.
- 2 children seriously injured on our roads in the third quarter of 2016/17, bringing the total to 4, the same as last year at this point.

Our Successes/Our Issues

- There have been no child fatalities on our roads in the last 5 years.

What we are doing

- Road safety messages for children continue to be delivered through a number of events and programmes held throughout the year e.g. Junior Road Safety Officers scheme, Crucial crew, Safer travel to School, Countryside day. All of these activities are planned for 2017.

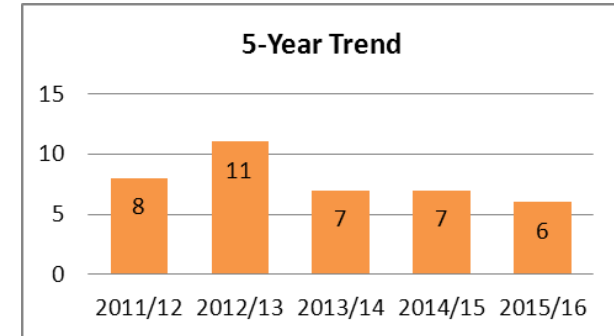
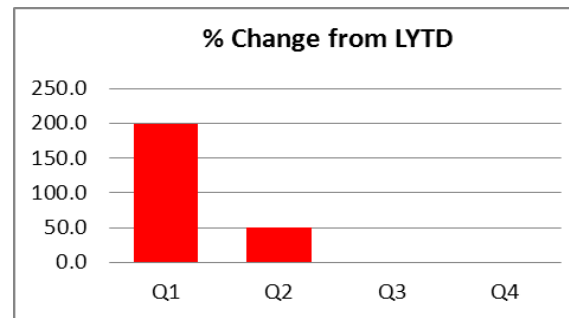
Strategic Priority 4 – Reduce the level and Impact of poor driver behaviour through effective partnership working

Performance Indicator – Reduce the number of young drivers aged 17-25 killed or seriously injured on our roads

Performance

YTD	LYTD	Change %
5	5	0%

Source: Police Scotland



Where we are currently

- 5 young drivers killed or seriously injured in the year to date, the same number as the same time period in 2015/16.

Our Successes/Our Issues

- A successful funding bid has resulted in resources now being available to support young driver programmes throughout the Borders.

What we are doing

- Planning for the 2017 young drivers initiatives delivered through the “Drivewise” project has commenced.

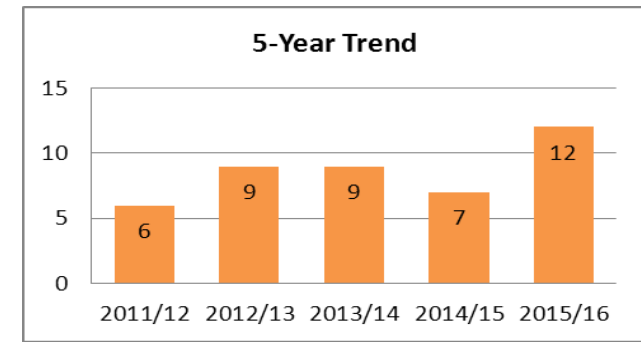
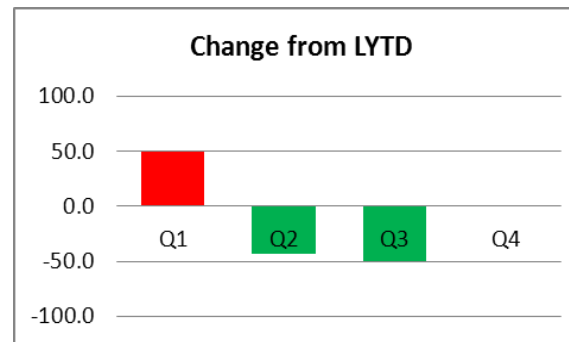
Strategic Priority 4 – Reduce the level and Impact of poor driver behaviour through effective partnership working

Performance Indicator – Reduce the number of older drivers aged 60+ killed or seriously injured on our roads

Performance

YTD	LYTD	Change %
6	12	33.3%

Source: Police Scotland



Where we are currently

- 6 older drivers killed or seriously injured in the year to date, a decrease on the same time period in 2015/16.

Our Successes/Our Issues

- A successful funding bid has resulted in resources now being available to roll out the older driver programme Borders wide.
- 72 people participated in the courses up to the end of 2016.

What we are doing

- Planned roll out of Borders Drivers Gold in Spring of 2017 to all of the Scottish Borders.

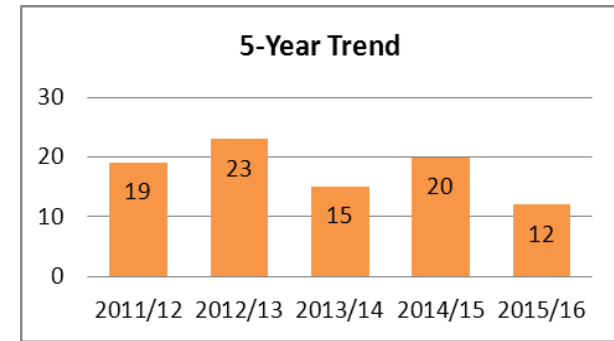
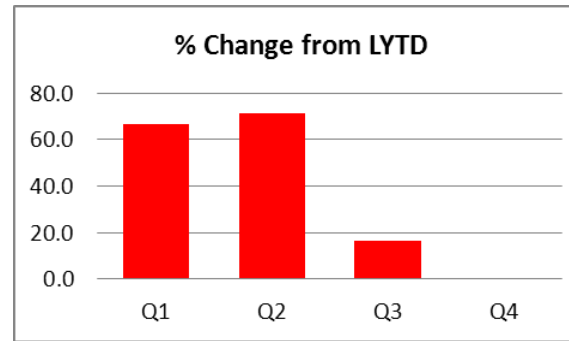
Strategic Priority 4 – Reduce the level and Impact of poor driver behaviour through effective partnership working

Performance Indicator – Reduce the number of motorcyclists killed or seriously injured on our roads

Performance

YTD	LYTD	Change %
14	12	16.7%

Source: Police Scotland



Where we are currently

- 14 motorcyclists killed or seriously injured in the year to date, an increase on the same time period in 2015/16.

Our Successes/Our Issues

- The Fire Service is assisting with planned motorcycling events for 2017 until the post of community Safety Officer is filled.

What we are doing

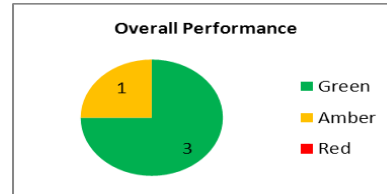
- Planning for the annual motorcycling open day 2017 at Galashiels Fire station, which encourages local motorcyclists to take up advanced rider training, is being progressed with the assistance of the Fire Service.

Strategic Priority 5 – Reduce the level and Impact of accidents in the home through effective partnership working

Overall Summary

Overall Performance

Overall performance 4 indicators:



Key Successes

- Rollout of “Living Safely in the Home” in the Cheviot locality has completed and 25 referrals have been made to date.

Key Issues

- There is currently a vacancy for the Community Safety Officer post with Scottish Borders however other partner agencies are assisting in the accident prevention work to allow projects to continue. The vacancy will be filled in the near future.

Key Activities

- Evaluation of the “Living Safely in the Home” project is underway and due to complete by March 2017.

Strategic Priority 5 – Reduce the level and Impact of accidents in the home through effective partnership working

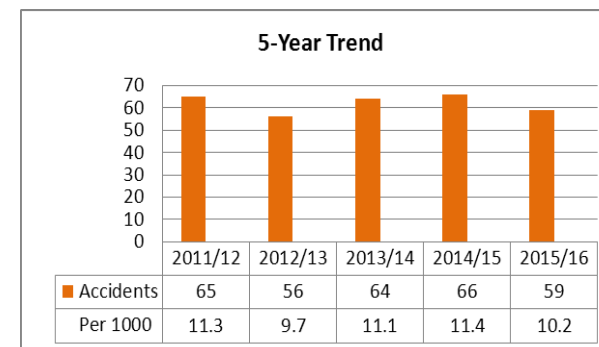
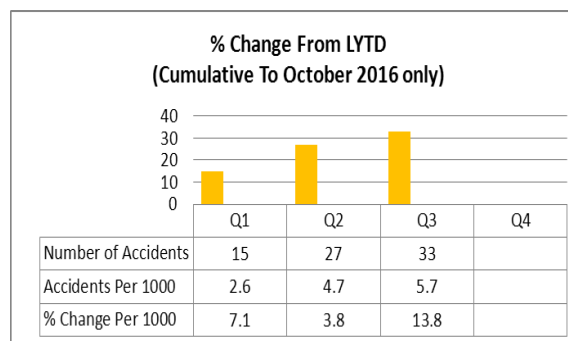
Performance Indicator – Reduce the number of emergency hospital admissions for children under 5 where a home accident is recorded as the main reason for attendance (per 1000 population)

Performance

YTD	LYTD	Change %
5.7	5.0	13.8%

Please note: Data is to October 2016 only

Source: NHS BGH



Where we are currently

- For the time period 1st April to 31st October 2016 there has been an increase of 4 accidents in the under 5s recorded, when compared to the same time period in 2015. Data for November and December 2016 is still being finalised.

Our Successes/Our Issues

- “Safety First Scheme” set up in 2007 continues to provide free child safety equipment to about 100 identified vulnerable families per annum. Funding for the scheme was reduced in 2009 from £3000 to £2000 per annum and has not changed since then. This means the impact of the scheme will diminish over time.
- In 2015 /16 Scottish Borders received some short term additional funding through the pilot Scottish Home Safety Equipment Scheme (SHSES) to provide child safety equipment to families on low income. Scheme was run through Eildon and Berwickshire housing associations with approx. 100 families benefiting from the equipment.

What we are doing

- Evaluation of “Living Safely in the Home” is being undertaken and is due to complete by March 2017.
- Child safety in the home is promoted annually through child safety week in June and throughout the year to various parent and baby groups across the Scottish Borders.

Strategic Priority 5 – Reduce the level and Impact of accidents in the home through effective partnership working

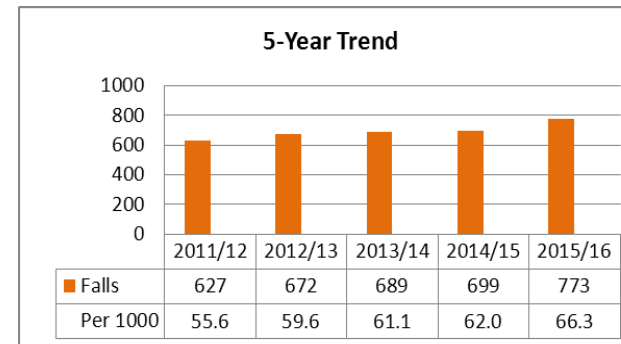

Performance Indicator – Reduce the number of emergency hospital admissions for 75+ where a fall is recorded as the main reason for attendance (per 1000 population)

Performance

YTD	LYTD	Change %
27.3	31.8	-14.3%

Please note: Data is to September 2016 only

Source: NHS BGH



Where we are currently

- For the time period 1st April to 30th September 2016 fewer falls in the over 75s have been recorded, when compared to the same time period in 2015. Data for quarter 3 is being finalised.

Our Successes/Our Issues

- Rollout of “Living Safely in the Home” has been completed in the Cheviot locality and 25 referrals have been received to date.

What we are doing

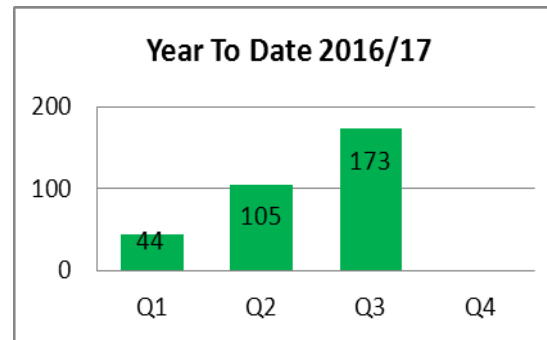
- Evaluation of “Living Safely in the Home” is being undertaken and is due to complete by March 2017.

Strategic Priority 5 – Reduce the level and Impact of accidents in the home through effective partnership working

Performance Indicator – Increase the number of actioned Fire Service adult and child protection referrals received from Safer Communities

Performance

YTD	LYTD	Change %
173	N/A	N/A



Source: SFRS

Where we are currently

- Currently establishing a baseline, therefore data is only available for the current year. No comparison possible.

Our Successes/Our Issues

- Overall there has been an increase in referrals in quarter 3 when compared to quarter 2.
- Referrals from Social Services have increased following training provision by the LALO.
- Referrals from Police Scotland were low in quarter 3 due to restructuring within Safer Communities and changes to reporting systems within Police Scotland.

What we are doing

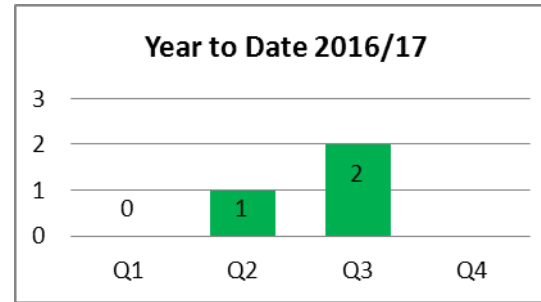
- The LALO is organising training for RSLs with the aim of increasing referrals from these organisations.
- Discussions are continuing with Police Scotland with the aim of improving referral processes.

Strategic Priority 5 – Reduce the level and Impact of accidents in the home through effective partnership working

Performance Indicator – Increase the number of Fire Service fuel poverty referrals generated

Performance

YTD	LYTD	Change %
2	N/A	N/A



Source: SFRS

Where we are currently

- This is a new project and referrals have now been received.

Our Successes/Our Issues

- Training and rollout completed within the Cheviot locality.
- 2 successful referrals to date.

What we are doing

- The Community Action Team within Safer Communities makes referrals when needs are identified.
- The respective fire stations within the locality continue to provide fuel poverty information and signpost clients to Heat Energy Scotland.