

Scrutiny Report December 2016

Scottish Borders



"The data provided in this report is for information purposes to allow Partnership Members to conduct their scrutiny responsibilities.

There may be minor amendments between the information in this report and the final statistics – for example: due to delayed reporting or recording of crimes, road crashes or incidents. It would not therefore be accurate or appropriate to refer to, quote or use the data in this report as official statistics."

(figures that relate to Scottish Borders as a whole and the combined data for all Scottish Borders wards can show disparity due to date extraction and should be used to show trend only)

Abbreviations used: LYTD = Last Year to Date TYTD = This Year to Date

Priority 1 – Protecting People

Indicator - Increase the number of Adult at Risk Referrals made to partner agencies

Target - Increase from LYTD

Current situation

Referrals for the year to date in 2016/17 are showing an 8.1% decrease on 2015/16 figures. This equates to 83 fewer referrals made.

Reasons

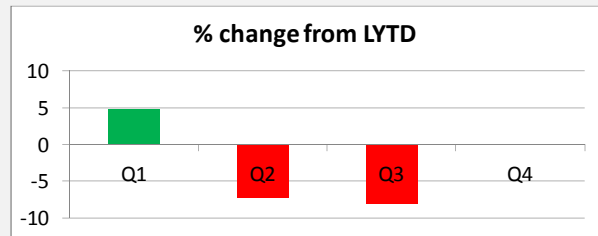
All officers are now fully conversant with the iVPD system which has made submission of referrals much easier, but we have re-assessed the criteria for submitting referrals and are also only submitting referrals where required, so numbers may level out and indeed decline.

What are we doing

- The new process of direct referrals to Scottish Fire and Rescue Service for those at risk from fire (e.g. due to age, ill health, alcohol) continues to be used where relevant.
- There is greater scrutiny of referrals through the Police daily Tactical, Tasking and Co-ordination Group (TTACG) ensuring that all iVPDs are submitted where appropriate.
- Introduction of direct reporting to DAAS, via iVPD has improved information sharing and time scales.

Indicator - Increase the number of Adult at Risk Referrals made to partner agencies

Force TYTD	Division TYTD	SB TYTD	SB LYTD	SB Change
N/A	N/A	936	1019	-83



Priority 1 – Protecting People

Indicator - Ensure 95% of Domestic Abuse Initial Checks are conducted within 24 hours

Target - 95%

Current situation

Better performance when compared to last year and also better than target.

Reasons

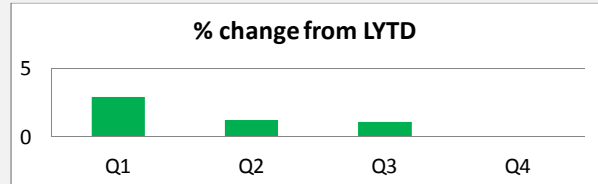
Supervisors and officers are fully aware of the importance of these checks and a disciplined process is in place between the Courts and Police allowing issues to be discussed at the daily TTACG. This result is however very heavily dependant on the victim being willing to engage with the police. There are occasions where the victim refuses to speak to officers which results in some checks not being made within the prescribed time scales.

What are we doing

- Thorough compliance processes and checks are in place.
- Pro-active Domestic Abuse bail checks are undertaken by uniformed officers.
- Close liaison with domestic abuse services and RSLs ensures that all relevant information is shared.

Indicator - Ensure 95% of Domestic Abuse Initial Checks are conducted within 24 hours

Force TYTD	Division TYTD	SB TYTD	SB LYTD	SB Change
N/A	N/A	98.4	97.3	1.1



Priority 2 – Reducing Violence, Disorder and Antisocial Behaviour
Indicator - Reduce the levels of common assaults
Target - Reduce from LYTD

Current situation

A 3.3% increase in Common Assaults reported in the year to date when compared to 2015/16. This equates to 19 more victims. This is an improving picture from the first quarter of 2016/17.

Reasons

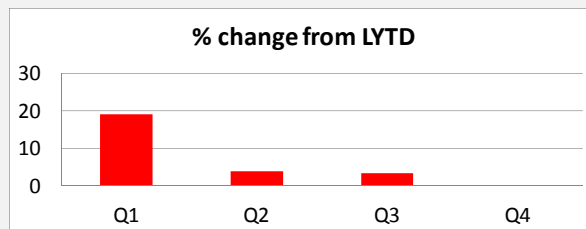
The recent increase in assaults can partly be attributed to incidents in the towns centres in the main towns in Scottish Borders. Analysis of these type of incidents has been undertaken and focused patrols and work with licensees continues to be undertaken. Continuing analysis shows there is still no pattern to these offences regarding culprits, locations or MO, with a percentage of the recent assaults also being committed in private dwelling houses.

What are we doing

- Monitoring bail conditions of known offenders is carried out and proactive bail checks of perpetrators conducted to ensure compliance.
- Targeted deployment of officers and specialist resources to any identified problem area.

Indicator - Reduce the levels of common assaults

Force TYTD	Division TYTD	SB TYTD	SB LYTD	SB Change
N/A	2275	594	575	19



Priority 2 - Reducing Violence, Disorder and Antisocial Behaviour
Indicator - Reduce the number of antisocial behaviour incidents
Target - Reduce from LYTD

Current situation

A 3.6% increase (134 more incidents) in the year to date when compared to the same time period in 2015/16.

Reasons

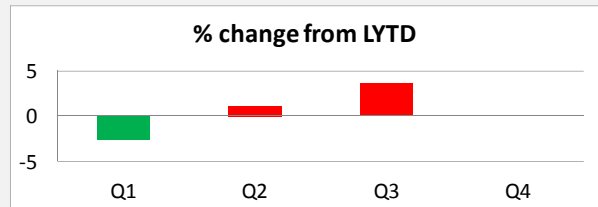
Problems with youths in particular in Hawick and Galashiels in December have increased the number of reported incidents. Initiatives are in place to address these issues and a multi-agency approach is being pursued. Scottish Borders continues to take a proactive multi-agency approach to combatting antisocial behaviour through early identification of potential issues and targeted interventions with individuals.

What are we doing

- Significant attention and resources have been provided through a multi-agency problem solving partnership to address thie issues in Hawick and Galashiels, with considerable success.
- Letters are being sent to parents, via the schools in Galashiels, to raise awareness of the current antisocial behaviour issues regarding youths in the area.
- Continued strong partnership links with ASB unit and RSLs to ensure early and effective intevention.

Indicator - Reduce the number of antisocial behaviour incidents

Force TYTD	Division TYTD	SB TYTD	SB LYTD	SB Change
N/A	N/A	3849	3715	134



Priority 2 – Reducing Violence, Disorder and Antisocial Behaviour
Indicator - Increase the reporting of hate crime
Target - Increase from LYTD

Current situation

An 18.2% (12 crime) decrease in the number of recorded victims of Hate Crime in the year to date when compared to the same time period in 2015/16.

Reasons

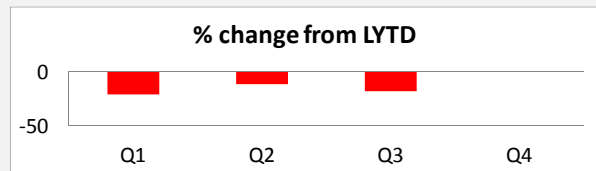
Race related hate crime continues to be the most frequent type of hate crime recorded. In quarter 3 there have been 5 reported racial crimes with no repeat victims. There were 4 disability related crimes in quarter 3 with 1 repeat victim.

What are we doing

- We continue to increase the confidence in reporting this type of crime with our minority groups throughout the Scottish Borders and there is robust scrutiny of all reported Hate crimes and incidents through daily TACG process.
- Migrant worker engagement events are continuing, for example multi-agency events take place in Greenvale 2-3 times a year.
- A multi-agency planning meeting for "Diversity Week" is scheduled for the first week of February 2017.
- Hate crime awareness raising activities planned in Tweedbank for the first week of February 2017.
- Officers will be attending the Scottish Borders LGBT forum on 6th February 2017 in Hawick.
- Gypsy/Romany Travellers intelligence gathering meeting is scheduled for 1st March 2017.

Indicator: Increase the reporting of hate crime

Force TYTD	Division TYTD	SB TYTD	SB LYTD	SB Change
N/A	N/A	54	66	-12



Priority 3 - Tackling Substance Misuse
Indicator - Increase the proportion of positive stop and searches
Target - increase from LYTD

Current situation

During the period 01/04/2016 to 31/12/2016, officers in the Scottish Borders conducted a total of 242 stop and searches, of which 91 proved positive (37.6%). Unfortunately due to current reporting methods, further breakdown of stop and search activity into individual categories is impossible, therefore the number of searches conducted under the Misuse of Drugs Act cannot be reported. However this is a very high success level for positive searches.

Reasons

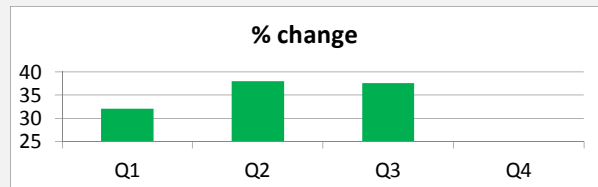
An enhanced version of the National Stop & Search Database commenced on 1st June 2015. The enhanced database brought significant changes to the process of data capture and the methodology for recording data. No previous year to date figures are provided.

What are we doing

We are continuing to ensure we target the right people at the right time in the right places with intelligence led policing and also encouraging the public to use crimestoppers to provide information confidentially.

Indicator - Increase the proportion of positive stop and searches

Force TYTD	Division TYTD	SB TYTD	SB LYTD	SB Change
N/A	N/A	37.6	N/A	N/A



Priority 3 - Tackling Substance Misuse
Indicator - Increase the number of licensed premise visits
Target - increase from LYTD

Current situation

A 45.6% decrease in the number of visits to licensed premises, which equates to 561 fewer visits. However in quarter 3 there were 402 visits made which is a comparable number of visits to the same time period in 2015/16.

Reasons

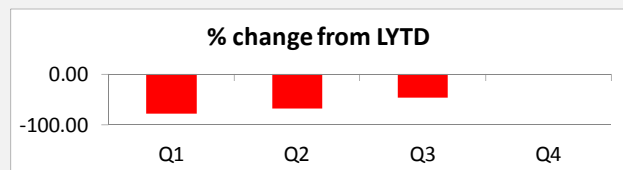
- Whilst figures are lower than last year more licensed premises are being visited as a form of early intervention to try to deter patrons from becoming involved in violent crime and ASB.
- Objections are submitted to the licensing Board upon application of extended hours requests from any problematic premises or where we anticipate there would be issues if extensions would be granted to attempt to reduce incidents.
- There is also an excellent working relationship between Police, the trade and partner agencies who engage at an early stage before a premises becomes problematic.

What are we doing

- Continuing to develop working relationships with the trade and partner agencies to improve premises management.
- All licensed premises are scrutinised to identify any necessary interventions.
- A new computer system has been introduced to streamline the management of licenced premises which all officers have access to, this enables them to view relevant information relating the the premise and any previous issues.
- Increased licensed premises checks are now being carried out.

Indicator -Increase the number of licensed premise visits

Force TYTD	Division TYTD	SB TYTD	SB LYTD	SB Change
N/A	N/A	669	1230	-561



Priority 4 - Making our Roads Safer
Indicator - Reduce the number of people killed or seriously injured on our roads
Target - Decrease from LYTD

Current situation

A 6.3% increase (4 more casualties) in the year to date when compared to 2015/16. The number of people killed this year to date is 10, which is 3 more fatalities than at the same time last year. The number of serious injuries has also increased compared to last year in the same time period.

Reasons

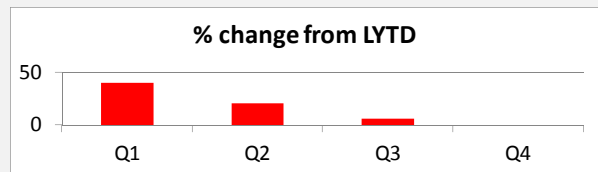
10 fatalities on Scottish Borders roads in the year to date and 57 serious injuries, an increase of 4 casualties on the same time period last year. Analysis has not shown any common trends in these accidents.

What are we doing

- Increased, focused patrols on problem roads in the area, regular road checks are being carried out to ensure that enforcement is carried out. However analysis has been carried out and no common factors are present in these fatal collisions.
- Additional road policing patrols and roadchecks are being undertaken in the Borders in conjunction with DVSA.
- With regards to education - The young driver training programmes including the under 17 car club continue to be developed.
- A successful Road Safety awareness raising for older drivers pilot has been carried out with a successful funding bid in place to roll this project out Borders wide along with the under 17 project and the 17-25 year old driving scheme.
- "Street Feet" a road safety initiative for primary school children is scheduled for February 2017.

Indicator - Reduce the number of people killed or seriously injured on our roads

Force TYTD	Division TYTD	SB TYTD	SB LYTD	SB Change
N/A	N/A	67	63	4



Priority 5 - Tackling Serious and Organised Crime
Indicator - Increase the number of cash seizures through POCA
Target - Increase from LYTD

Current situation

Cash seizures are lower than the value seized in 2015/16.

Reasons

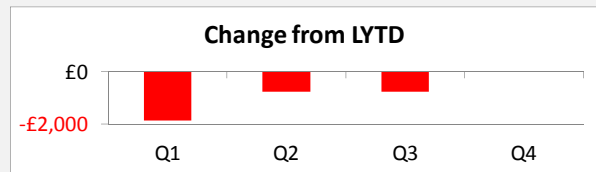
No further cash seizures in quarter 3. There are strict criteria that have to be present to allow seizures under the POCA legislation and unfortunately there have been occasions where the criteria have not been met, therefore no seizures could be made.

What are we doing

Police Scotland continues in its efforts to identify and assess the scale and impact of serious organised crime and to manage the threat posed by those Serious Organised Crime Groups (SOCGs) operating in the Scottish Borders.

Indicator - Increase the number of cash seizures through POCA

Force TYTD	Division TYTD	SB TYTD	SB LYTD	SB Change
N/A	£94,293	£2,150	£2,898	-£748



Priority 5 - Tackling Serious and Organised Crime
Indicator - Increase the number of assets referred for restraint through POCA
Target - increase from LYTD

Current situation

2 cases where assets were referred for restraint in quarter 3.

Reasons

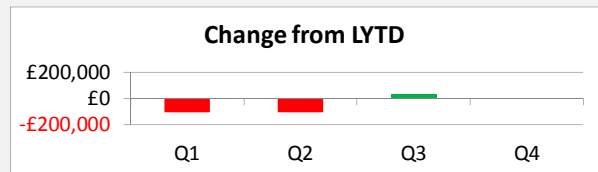
Additional assets were referred for restraint in quarter 3 which means we are now performing better than 2015/16 at this point in the year.

What are we doing

Police Scotland continues to identify and assess the scale and impact of serious organised crime, and to manage the threat posed by those Serious Organised Crime Groups (SOCGs) operating in the Scottish Borders. This work is continually ongoing and while no restraints have been made, this quarter, the work continues to be done.

Indicator - Increase the number of assets referred for restraint through POCA

Force TYTD	Division TYTD	SB TYTD	SB LYTD	SB Change
N/A	£1,050,238	£229,043	£197,990	£31,053



Priority 5 - Tackling Serious and Organised Crime
Indicator - Increase the number of people detected for drug supply
Target - Increase from LYTD

Current situation

A 17.5% decrease in the number of detections for drug supply in the year to date when compared to the same time period in 2015/16.

Reasons


Ongoing proactive tactics continue to be implemented in the Borders to deter, disrupt and detect SOCG activity. These activities continue to achieve very positive results, particularly with regards to drug supply. Work is continually ongoing in this area.

What are we doing

- Divisional Intelligence Unit officers are aligned to the Scottish Borders and continue to target dealers.
- There is a focus on actionable intelligence in relation to drug supply at the TTACG.
- Several recent proactive operations have utilised a significant number of specialist resources from throughout Scotland which have contributed to achieve the results reported.

Indicator - Increase the number of people detected for drug supply

Force TYTD	Division TYTD	SB TYTD	SB LYTD	SB Change
N/A	270	47	57	-10



Priority 6 - Tackling Acquisitive Crime
Indicator - Reduce the number of housebreakings to dwelling houses
Target - Reduce from LYTD

Current situation

A decrease in the number of housebreaking to dwellings in the year to date, with 16 fewer victims reported.

Reasons

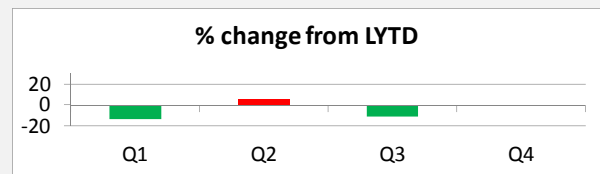
lowest levels of recorded crime in Scotland, including Housebreakings. However the rise in housebreaking is more than likely connected to the increase in thefts of motor vehicles as culprits break into houses to steal car keys.

What are we doing

- Crime prevention advice is offered to all victims of this type of crime.
- Proactive crime prevention work is ongoing through local liaison and social media to educate the public and to make these types of crimes harder for the culprits to commit.
- Joint work being carried out between neighbouring Police divisions as a response to this problem.

Indicator - Reduce the number of housebreakings to dwelling houses

Force TYTD	Division TYTD	SB TYTD	SB LYTD	SB Change
N/A	428	137	153	-16



Priority 6 - Tackling Acquisitive Crime
Indicator - Reduce the number of thefts of motor vehicles
Target - Reduce from LYTD

Current situation

A 12.8% decrease in theft of motor vehicles this year to date which equates to 12 fewer victims of this type of crime.

Reasons

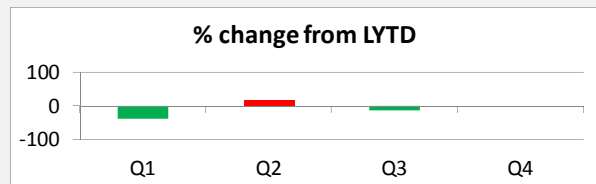
We continue to raise awareness of the need for vehicle security, but also building security. Owing to the increase in the security measures built into modern cars they are difficult to steal without the true key, therefore culprits often break into houses with a view to stealing the key and then the car itself.

What are we doing

Continued crime prevention and target hardening through media releases reminding members of the public to secure their vehicles and homes.

Indicator - Reduce the number of thefts of motor vehicles

Force TYTD	Division TYTD	SB TYTD	SB LYTD	SB Change
N/A	308	41	47	-6



Overall Crime

Indicator - Increase the Group 1-5 Detection Rate
Target - Increase from LYTD

Current situation

A 2.3 percentage point decrease in detection rate in 2016/17 compared to the same period last year. However, we are currently performing better than the divisional average.

Reasons


Detection rates for sexual offences are down on the same time period last year, which is contributing to the overall decrease in detection rates. This is due to an increase in confidence in victims coming forward to report historic offences, which can take time to investigate.

What are we doing

A continued drive and focus on priorities, all crime reports are scrutinised by supervisors before they are marked as complete to ensure that nothing is missed from an enquiry perspective. Some of these enquiries are still ongoing so this figure will continue to rise.

Indicator - Increase the Group 1-5 detection rate

Force TYTD	Division TYTD	SB TYTD	SB LYTD	SB Change
N/A	46.5	50.4	56	-5.6



Public Confidence - Number of complaints against the Police : YTD 2016/17

Number of complaints Scottish Borders	92	Complaints per 10,000 Police Incidents - Borders	41.7	
Number of complaints J Division	402	Complaints per 10,000 Police Incidents - J Division	37.4	
	On duty	Off duty	Quality of Service allegations	Total Number of allegations
Total allegations recorded	84	0	34	118