



LOCAL PLAN PERFORMANCE REPORT SCOTTISH BORDERS



SCOTTISH
FIRE AND RESCUE SERVICE
Working together for a safer Scotland

Year to Date Report, 1st April – 31st December 2016

**Working together
for a safer Scotland**



DISCLAIMER

The figures included in this report are provisional and subject to change as a result of quality assurance and review. The statistics quoted are internal management information published in the interests of transparency and openness.

The Scottish government publishes Official Statistics each year which allow for comparisons to be made over longer periods of time.

Please ensure any external partners in receipt of these reports are aware of this.

CONTENTS	PAGE
1 Introduction	3
2 Performance Summary	4
3 Progress on local fire & rescue plan priorities	
<i>Local Risk Management and Preparedness</i>	5
<i>Dwelling fires</i>	6
<i>All fire casualties (fatal & non-fatal (incl. p/c's))</i>	7
<i>All deliberate fires excl. dwellings</i>	8
<i>Special Service - RTCs</i>	9
<i>Special Service Casualties - All</i>	10
<i>False Alarm - Equipment failure</i>	11

Introduction

This performance report provides information on our prevention, protection and operational response activities within the Scottish Borders area during the Year to Date (YTD) period of 1st April to 31st December 2016.

The Scottish Government provides an overarching vision for public services. This vision is supported by 16 National Outcomes, which demonstrate commitment to creating a more successful country, with opportunities for all of Scotland to flourish, through increasing sustainable growth. The SFRS can make a significant contribution to improving these outcomes for the Scottish Borders by contributing to the Community Planning arrangements across the area.

The national priorities for the Scottish Fire and Rescue Service (SFRS) are set out in the Fire and Rescue Framework for Scotland. The SFRS Strategic Plan 2013-2016 outlines how the SFRS will deliver against these priorities and the outcomes against which this delivery can be measured.

The priorities contained within the Local Fire and Rescue Plan and our strategies for service delivery are clearly aligned to the Community Planning Structure, which supports the delivery of the Community Planning Partnership priorities and activities in the Scottish Borders. The priorities in the Local Fire and Rescue Plan also contribute to Scottish Governments National Outcome, O9: We live our lives safe from crime, disorder and danger.

The aims of the local Fire & Rescue Service in the Scottish Borders are to reduce fire deaths throughout the Scottish Borders area and to reduce injuries from fire and other emergencies in the community. We aim to achieve this by working in partnership, being pro-active and targeting our prevention and protection activities to where they are required, based on evidence.

Within the Local Fire and Rescue Plan for the Scottish Borders 2014-2017, five objectives for the local Fire and Rescue Service to work towards have been identified for 2014-17 (listed below).

1. Reduction of Dwelling Fires
2. Reduction of Fire Casualties and Fatalities
3. Reduction of Deliberate Fire Setting (not including Dwellings)
4. Reduction of Road Traffic Collisions
5. Reduction of Unwanted Fire Alarm Signals

Area Manager David Farries, Local Senior Officer for the Scottish Borders

Performance Summary

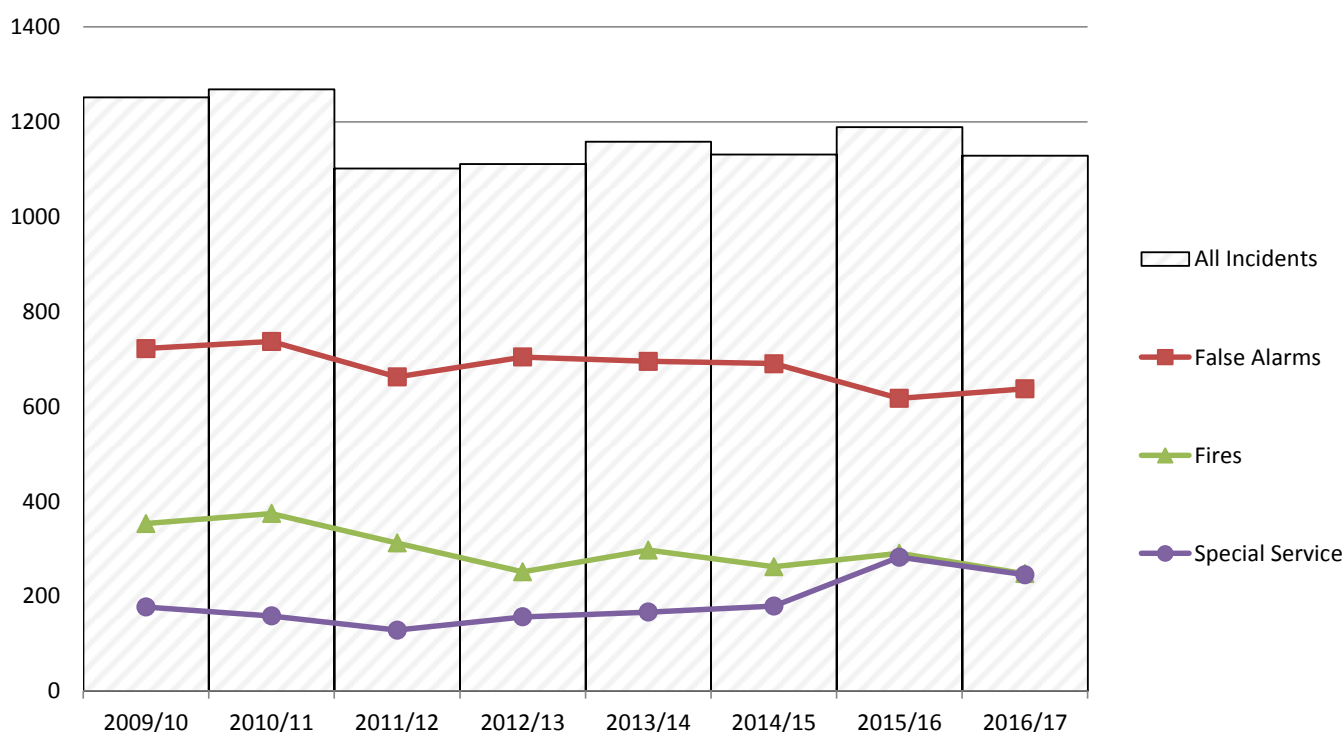
We measure how well we are meeting our priorities using 6 key indicators, depicted below

Key performance indicator	Apr to (& incl.) Dec					RAG rating
	2012/13	2013/14	2014/15	2015/16	2016/17	YTD
Dwelling fires	86	77	60	85	69	●
All fire casualties (fatal & non-fatal (incl. p/c's))	15	17	9	15	15	●
All deliberate fires excl. dwellings	45	71	78	89	76	●
Special Service - RTCs	59	60	78	79	76	●
Special Service Casualties - All	60	84	52	91	104	◆
False Alarm - Equipment failure	493	509	494	436	459	▲

RAG rating - KEY		
◆	RED DIAMOND	10% higher than the previous YTD period, or local target not achieved.
▲	YELLOW TRIANGLE	Up to 9% higher than the previous YTD period, or local target not achieved.
●	GREEN CIRCLE	Equal to or improved upon the previous equivalent quarter (or YTD period), or local target achieved.

Note
<p>Quarterly comparison RAG rating = the reporting period compared to the average of the three previous quarterly reporting periods Year to Date RAG rating = the cumulative total of all quarterly performance in current year compared to cumulative total of all quarterly performance in the previous year.</p>
Incident Overview
<p>During the YTD period 1st April to 31st December 2016, the SFRS have responded to 1129 incidents within the Scottish Borders, this is 60 less than the same reporting period last year. UFAS continues to account for over half of our emergency calls.</p>

The chart below illustrates incidents YTD attended within Scottish Borders council over the last 8 fiscal years



Progress on local fire & rescue plan priorities

Local Risk Management and Preparedness

The Service must identify, prioritise and plan to meet the risks in each local community.

We said we would:

- train our staff to deal with our local risks
- gather and analyse risk information
- work with partners to mitigate risks
- deal with major events

Train our staff to deal with our local risks

Our operational staff have continued to undertake routine and risk specific skill acquisition and maintenance training.

During 2016-17, all firefighters in the Scottish Borders will participate within the Training for Operational Competence Programme. Current modules for the year to date period include Fire Behaviour, Breathing Apparatus, Tunnels & Sewers and Public Entertainment Places.

Gather and analyse risk information

Our operational staff continue to gather and analyse local risk information and operational intelligence which is used in our preparations to resolve incidents.

We conduct Post Incident Debriefs using a Structured Debrief Process to identify any lessons that can be learned from our preparedness and response to emergency events.

Work with partners to mitigate risks

We continue to be an active member of the Lothian and Borders Local Resilience Partnership.

We share information with local authority partners and other key stakeholders (e.g. Police Scotland) to ensure emergency risks are mitigated.

Deal with major events

The Service did not deal with any “major events” in the Scottish Borders during the reporting period.

Reduction of 'Dwelling fires'

Dwelling fires can have devastating effects on our communities. The reduction of dwelling fires, accidental or deliberate, continues to be a priority for the SFRS in the Scottish Borders. We adopt a targeted approach whilst sharing information with partners in order to drive down the risk of fire within local communities with an emphasis on those who are particularly vulnerable through age, isolation or addiction.

Results

We will seek a year on year reduction in dwelling fires, which will contribute towards the Scottish target of a 10% reduction, over a three-year rolling period.

There have been 69 dwelling fires recorded compared to 85 for the same YTD period last year, this represents a 19% decrease, 23 of these fires have occurred in the last quarter. Four of these fires were started deliberately.

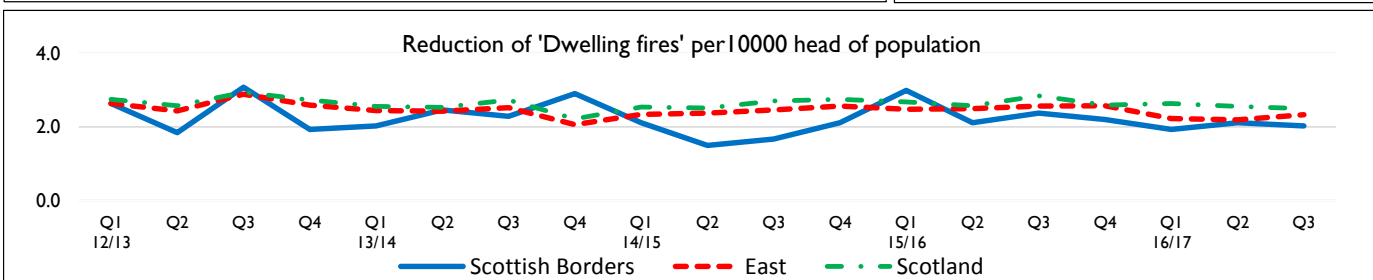
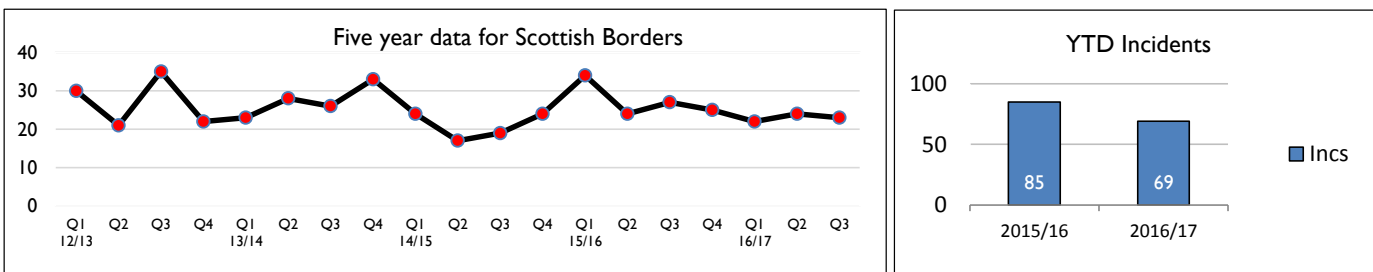
Reasons

Cooking continues to be the most common cause of accidental dwelling fires. Analysis indicates 42 of these fires originated in the kitchen with the majority contributed to human behaviour rather than equipment faults. Just under half of the incidents involved adults 18-64 with a further 14 involving persons 65 years old and over.

Actions

The Scottish Fire and Rescue Service conduct Post Domestic Incident Response (PDIR) following all domestic dwelling fires. We also work closely with partners in order to identify persons at risk from fire, this often results in cross agency referrals or joint home safety visits.

Serious fires are subject to detailed investigation and depending on the circumstances can result in multi-agency case conferences.



YTD ward ave. for Scottish Borders - 6	2012/13	2013/14	2014/15	2015/16	2016/17	Sparklines
Scottish Borders	86	77	60	85	69	
Tweeddale West	9	8	3	5	5	
Tweeddale East	6	8	3	4	3	
Galashiels and District	15	9	12	16	10	
Selkirkshire	2	4	3	4	8	
Leaderdale and Melrose	6	9	9	7	2	
Mid Berwickshire	10	9	6	6	7	
East Berwickshire	7	5	5	13	10	
Kelso and District	3	10	3	8	7	
Jedburgh and District	9	4	3	6	2	
Hawick and Denholm	10	6	7	5	6	
Hawick and Hermitage	9	5	6	11	9	

Reduction of 'All fire casualties (fatal & non-fatal (incl. p/c's))'

Fire casualty and fatality rates provide an indication of the amount of serious, life-threatening injuries that occur due to fire. This can indicate not only the success of SFRS in reducing the number of life risk fires through community fire safety and similar activities, but also their success in response activity in saving lives.

Results

We aim to reduce Fire Casualties in the Scottish Borders year on year that contributes towards the SFRS target of reducing Fire Casualties by 5% per year, over a three-year rolling period. There have been 15 casualties in the YTD period, the exact same total for same period last year; four of the casualties occurred in the last quarter.

The figures include one fatality, 3 casualties that were taken to hospital with slight injuries and 11 requiring first aid at the scene only.

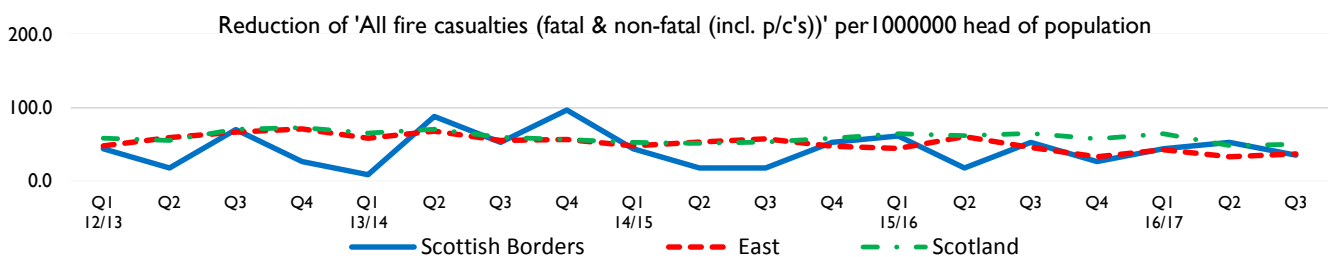
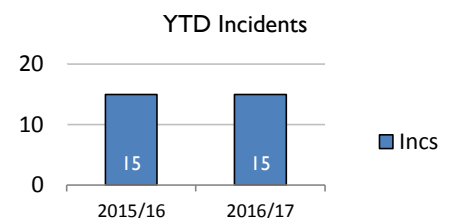
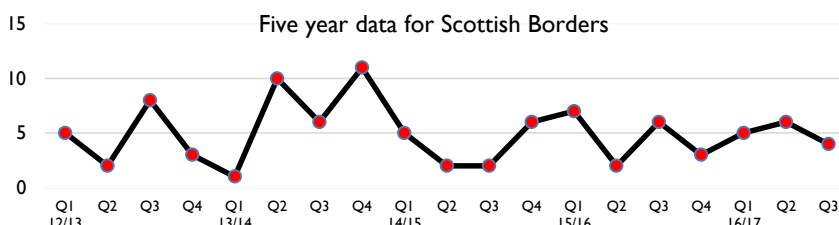
Reasons

The majority of non-fatal casualties suffered slight smoke inhalation due to discovering the fire or trying to extinguish it with one casualty suffering from slight burns. Only one of these casualties required rescuing by the SFRS.

The fatality, an adult female, occurred in a first floor flat with the cause being identified as candles.

Actions

The Scottish Fire and Rescue Service conduct a Post Domestic Incident Response (PDIR) following all domestic dwelling fires. This involves fire crews offering reassurance and fire safety advice to all households within the vicinity of the incident immediately or soon after the incident. Crews also proactively target 'at risk groups' including elderly people who are more likely to suffer a fire in their home.



YTD ward ave. for Scottish Borders - I	2012/13	2013/14	2014/15	2015/16	2016/17	Sparklines
Scottish Borders	15	17	9	15	15	
Tweeddale West	0	1	0	1	2	
Tweeddale East	2	2	0	0	0	
Galashiels and District	1	1	0	3	0	
Selkirkshire	1	0	0	0	3	
Leaderdale and Melrose	2	3	2	2	0	
Mid Berwickshire	2	5	3	2	3	
East Berwickshire	1	0	1	0	1	
Kelso and District	0	0	0	1	1	
Jedburgh and District	4	0	1	3	0	
Hawick and Denholm	1	2	1	1	2	
Hawick and Hermitage	1	3	1	2	3	

Reduction of 'All deliberate fires excl. dwellings'

Reduction of Deliberate Fire Setting continues to be a priority for the SFRS in the Scottish Borders. Deliberate fires of this nature typically involve grassland, refuse or derelict buildings. Evidence shows that there is a close link between deliberate secondary fires and anti-social behaviour.

Results

The Fire and Rescue Local Plan for the Scottish Borders 2014-17 aims to continually reduce Deliberate Fire Setting against the three-year average. There have been 76 incidents of this nature in the YTD period, 13 less than the same period last year. There has been a 43% decrease in previous quarterly comparison.

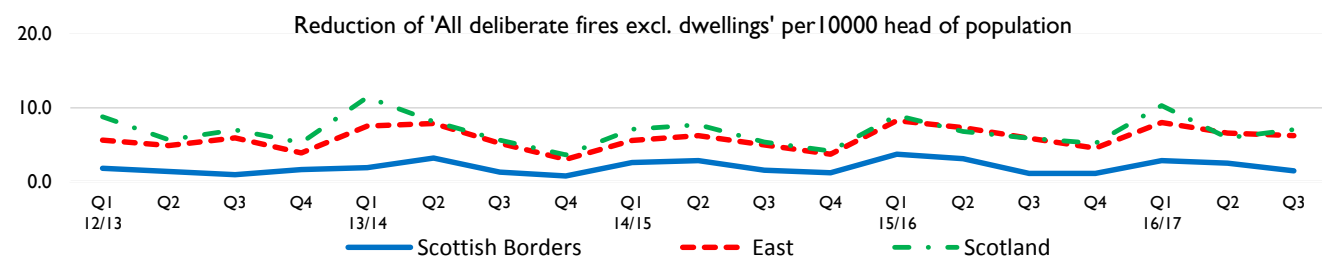
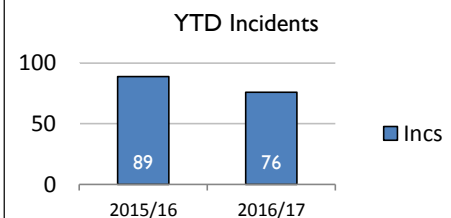
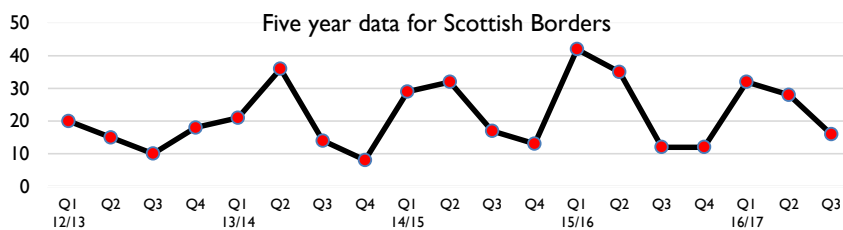
The Scottish Borders continues to be well below the Scottish average for this type of incident.

Reasons

Refuse, grass, scrub and woodland have accounted for 75% of these incidents and are categorised as "secondary fires". As previously mentioned, many of these incidents are linked to anti-social behaviour and can be of a sporadic nature.

Actions

The SFRS carry out seasonal campaigns with the purpose of warning and educating the public regarding dangers, risks and safety measures. Where trends or patterns are identified, the SFRS will work with community partners to mitigate the risk of recurrence. Where required the SFRS offer a one to one service for young fire setters.



YTD ward ave. for Scottish Borders - 7	2012/13	2013/14	2014/15	2015/16	2016/17	Sparklines
Scottish Borders	45	71	78	89	76	
Tweeddale West	7	1	6	13	3	
Tweeddale East	3	4	7	16	7	
Galashiels and District	7	11	17	17	17	
Selkirkshire	6	5	8	3	6	
Leaderdale and Melrose	1	8	5	6	6	
Mid Berwickshire	3	6	7	4	7	
East Berwickshire	1	4	3	2	3	
Kelso and District	3	12	3	6	4	
Jedburgh and District	5	7	6	9	11	
Hawick and Denholm	7	6	12	11	9	
Hawick and Hermitage	2	7	4	2	3	

Reduction of 'Special Service - RTCs'

While much of this risk is out with the control of SFRS, responding to Road Traffic Collisions is a key part of our intervention activities. The SFRS is committed to working with partners and other stakeholders in order to reduce the amount of RTC's that occur in the Scottish Borders.

Results

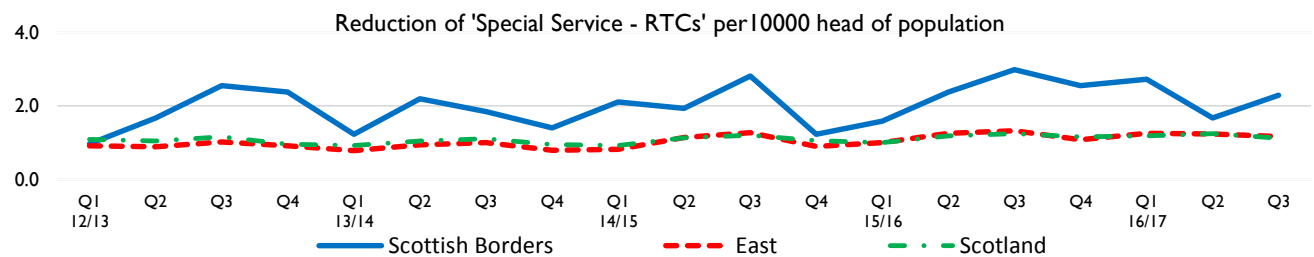
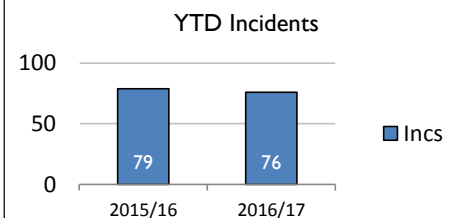
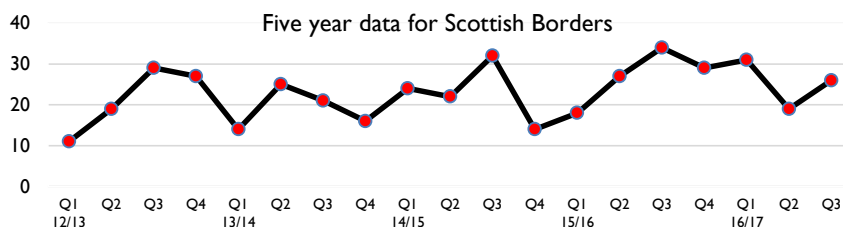
The SFRS have attended 76 RTC's in this YTD period, this is a decrease of three in comparison to the same period last year. Previous quarter comparison is less positive with an increase seven. Twenty of these incidents involved extrication of persons using hydraulic rescue equipment. Nearly 50% of incidents required limited intervention from the SFRS including making the vehicle or scene safe only.

Reasons

A recent change in the way the SFRS responds to RTC's can be attributed to the increase in incidents attended. In an agreement with the Scottish Ambulance Service and the Police we are now mobilised to RTC's at all times persons are involved rather than being trapped which was formerly the case.

Actions

The SFRS are part of the Safer Communities Unit and a member of the Road Safety Working Theme Group. CAT and operational staff attend educational establishments such as schools and the Borders College to deliver inputs to young drivers regarding the consequences of RTC's. We also participate in partnership initiatives such as the Scottish Borders Young Drivers Event. Reduction of RTC's also forms part of the SFRS action plan regarding the Reducing Inequalities Group within the CPP.



YTD ward ave. for Scottish Borders - 7	2012/13	2013/14	2014/15	2015/16	2016/17	Sparklines
Scottish Borders	59	60	78	79	76	
Tweeddale West	7	7	14	6	3	
Tweeddale East	3	8	12	10	8	
Galashiels and District	6	8	10	11	10	
Selkirkshire	5	3	5	3	6	
Leaderdale and Melrose	9	7	8	12	8	
Mid Berwickshire	4	7	6	3	6	
East Berwickshire	6	2	6	12	5	
Kelso and District	8	3	5	7	8	
Jedburgh and District	7	10	8	9	14	
Hawick and Denholm	4	3	2	4	4	
Hawick and Hermitage	0	2	2	2	4	

Reduction of 'Special Service Casualties - All'

The figures below pertain to all non-fire related casualties and represent the diverse nature of incidents the SFRS attend in the Scottish Borders other than fires and UFAS. As the traditional role of the Fire and Rescue Service expands, the SFRS is committed to working with partners and other stakeholders in order to reduce not only the amount of RTC related casualties and fatalities, but other casualties including Out of Hospital Cardiac arrest and victims of flooding.

Results

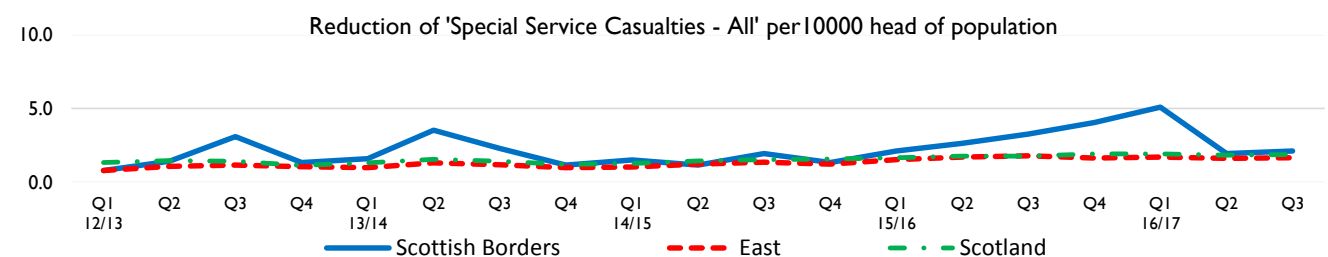
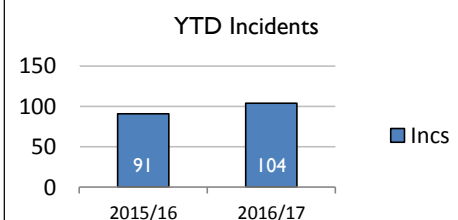
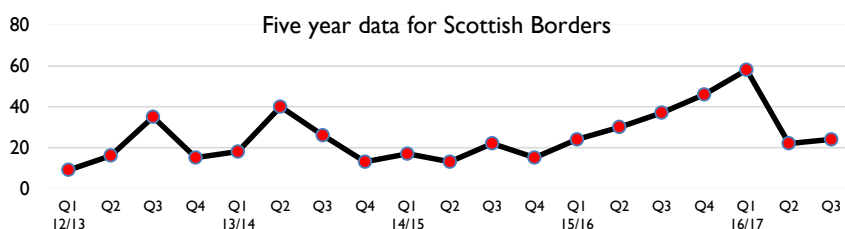
There have been 104 Special Service casualties compared to 91 for the same reporting period last year. We have also seen a slight increase regarding quarterly comparison with last year. A snapshot analysis of incident and casualty type is included the report summary page.

Reasons

The Out of Hospital Cardiac Arrest (OHCA) pilot, and the capability for the SFRS to provide first response or co-response for medical emergencies in the Borders have contributed to the marked increase seen in Special Service casualties. This is in addition to the fact that the SFRS are mobilised to many more RTC's now and often provide first aid assistance in support of or whilst awaiting the arrival Scottish Ambulance Service.

Actions

CAT staff and operational crews participate regularly in partnership initiatives that target high risk groups with the specific aim of highlighting the potential, severe and far reaching consequences of RTC's. SFRS crews are providing CPR and defibrillator training to local communities. By training members of the public in defibrillators, those suffering an OHCA have a better chance of survival due to early intervention.



YTD ward ave. for Scottish Borders - 9	2012/13	2013/14	2014/15	2015/16	2016/17	Sparklines
Scottish Borders	60	84	52	91	104	
Tweeddale West	7	6	6	19	7	
Tweeddale East	3	6	5	3	8	
Galashiels and District	3	16	7	14	16	
Selkirkshire	6	7	3	3	7	
Leaderdale and Melrose	12	12	5	10	6	
Mid Berwickshire	5	10	5	4	8	
East Berwickshire	9	4	6	12	6	
Kelso and District	6	4	3	5	14	
Jedburgh and District	7	12	6	14	18	
Hawick and Denholm	0	4	5	4	6	
Hawick and Hermitage	2	3	1	3	8	

Reduction of 'False Alarm - Equipment failure'

Unwanted Fire Alarm Signals (UFAS) are defined as incidents where an automated fire alarm system activates and results in the mobilisation of SFRS resources, when the reason for that alarm turns out to be something other than a fire emergency. The SFRS is committed to working with partners and other stakeholders to reduce Unwanted Fire Alarm signals.

Results

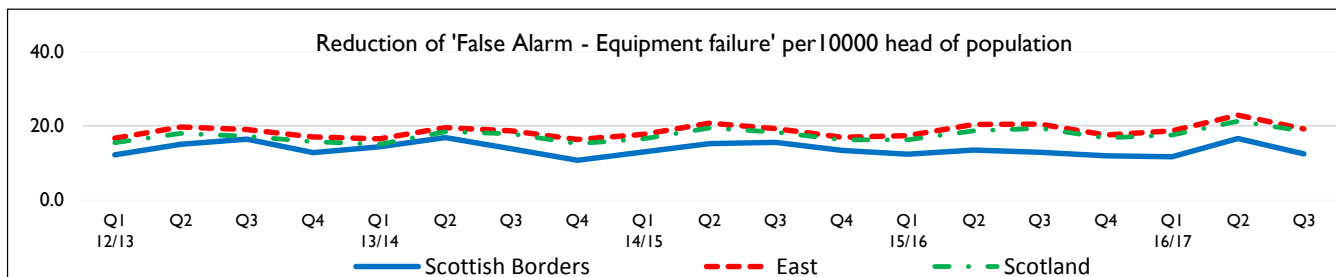
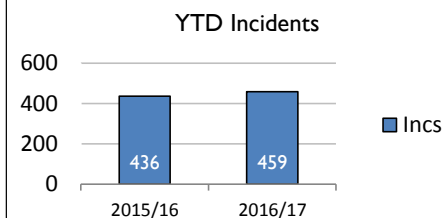
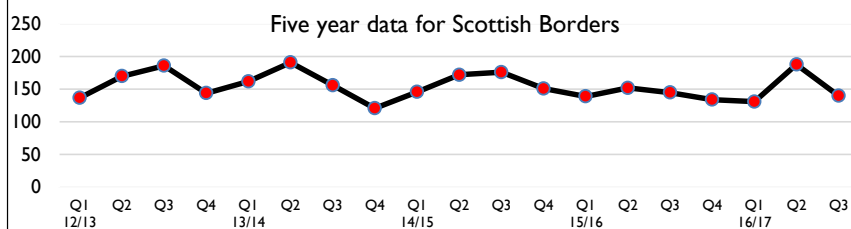
There have been 637 UFAS incidents in the Scottish Borders during this reporting period. Equipment failure accounted for 459 of these incidents with 154 and 24 the figures for good intent and malicious respectively. The figures illustrated in this report relate only to False Alarm equipment failures. YTD comparison shows an increase of 23 however previous quarter comparison shows a decrease of 48.

Reasons

Equipment failure accounted for 72% of all UFAS calls in this reporting period and continues to be the most common cause of these types of incidents.

Actions

We continue to proactively monitor UFAS calls and our Fire Safety Enforcement Officers work closely with premises to reduce further UFAS incidents. This includes discussing technological, procedural and management solutions in order to prevent future UFAS incidents. This forms part of an incremental approach with the ultimate aim of educating duty holders whilst reducing UFAS calls. A SFRS project team has been initiated in order to address the issue of UFAS.



YTD ward ave. for Scottish Borders - 42	2012/13	2013/14	2014/15	2015/16	2016/17	Sparklines
Scottish Borders	493	509	494	436	459	
Tweeddale West	89	102	79	66	61	
Tweeddale East	32	31	19	24	17	
Galashiels and District	71	85	73	80	64	
Selkirkshire	71	52	67	44	57	
Leaderdale and Melrose	54	60	67	59	52	
Mid Berwickshire	16	20	42	25	35	
East Berwickshire	36	24	28	26	20	
Kelso and District	17	26	28	19	35	
Jedburgh and District	22	25	23	21	27	
Hawick and Denholm	31	35	22	24	36	
Hawick and Hermitage	54	49	46	48	55	