

Scrutiny Report June 2016

Scottish Borders



"The data provided in this report is for information purposes to allow Partnership Members to conduct their scrutiny responsibilities.

There may be minor amendments between the information in this report and the final statistics – for example: due to delayed reporting or recording of crimes, road crashes or incidents. It would not therefore be accurate or appropriate to refer to, quote or use the data in this report as official statistics."

(figures that relate to Scottish Borders as a whole and the combined data for all Scottish Borders wards can show disparity due to date extraction and should be used to show trend only)

Abbreviations used: LYTD = Last Year to Date TYTD = This Year to Date

Priority 1 – Protecting People

Indicator - Increase the number of Adult at Risk Referrals made to partner agencies

Target - Increase from LYTD

Current situation

Referrals for the first quarter of 2016/17 are showing a 4.8% increase on 2015/16 figures. 19 more referrals made, which is positive.

Reasons

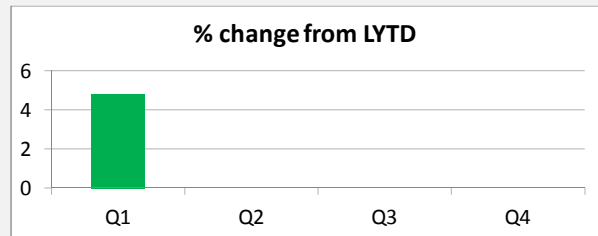
Improved performance compared to the first quarter of last year therefore the continued raising of awareness among officers to identify vulnerabilities and submit adult concern referrals is proving effective. All officers are now fully conversant with the iVPD system which has made submission of referrals much easier.

What are we doing

- The new process of direct referrals to Scottish Fire and Rescue Service for those at risk from fire (e.g. due to age, ill health, alcohol) continues to be used where relevant.
- There is greater scrutiny of referrals through the Police daily Tactical, Tasking and Co-ordination Group (TTACG) ensuring that all iVPD's are submitted where appropriate.
- Introduction of direct reporting to DAAS, via iVPD has improved information sharing and time scales.

Indicator - Increase the number of Adult at Risk Referrals made to partner agencies

Force TYTD	Division TYTD	SB TYTD	SB LYTD	SB Change
N/A	N/A	415	396	19



Priority 1 – Protecting People

Indicator - Ensure 95% of Domestic Abuse Initial Checks are conducted within 24 hours

Target - 95%

Current situation

Better performance compared to last year and better than target.

Reasons

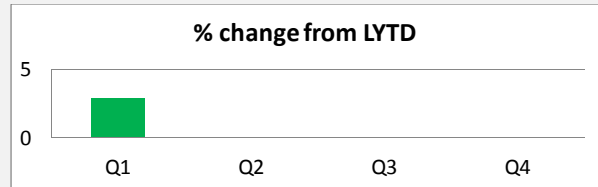
Supervisors and officers are fully aware of the importance of these checks and a disciplined process is in place between the Courts and Police allowing issues to be discussed at the daily TTACG. This result is however very heavily dependant on the victim being willing to engage with the police, there are occasions where the victim refuses to speak to officers which results in some checks not being made within the prescribed time scales.

What are we doing

- Thorough compliance processes and checks are in place.
- Pro-active Domestic Abuse bail checks are undertaken by uniformed officers.
- Close liaison with domestic abuse services and RSLs ensures that all relevant information is shared.

Indicator - Ensure 95% of Domestic Abuse Initial Checks are conducted within 24 hours

Force TYTD	Division TYTD	SB TYTD	SB LYTD	SB Change
N/A	N/A	100	97.1	2.9



Priority 2 – Reducing Violence, Disorder and Antisocial Behaviour
Indicator - Reduce the levels of common assaults
Target - Reduce from LYTD

Current situation

A 19.1% increase in Common Assaults reported in the first quarter of 2016/17 when compared to 2015/16. This equates to 33 more victims.

Reasons


The recent increase in assaults can partly be attributed to incidents in the towns centres in the main towns in Scottish Borders. Analysis of these type of incidents has been undertaken and focused patrols and work with licensees is being undertaken. However, there is no pattern to these offences regarding culprits, locations or MO, with a percentage of the recent assaults also being committed in private dwelling houses.

What are we doing

- Building on a very successful year of the "Best Bar None" project, this is now being expanded to the Eildon locality and already has seen a very positive uptake from licensed premises, including night clubs.
- Monitoring bail conditions of known offenders is carried out and proactive bail checks of perpetrators conducted to ensure compliance.
- Targeted deployment of officers and specialist resources to any identified problem area.

Indicator - Reduce the levels of common assaults

Force TYTD	Division TYTD	SB TYTD	SB LYTD	SB Change
N/A	1165	206	173	33



Priority 2 - Reducing Violence, Disorder and Antisocial Behaviour
Indicator - Reduce the number of antisocial behaviour incidents
Target - Reduce from LYTD

Current situation

A 2.6% reduction (33 fewer incidents) in the first quarter of 2016/17 when compared to the same time period in 2015/16, which is positive.

Reasons


The Scottish Borders continues to take a proactive multi-agency approach to combatting antisocial behaviour through early identification of potential issues and targeted interventions with individuals.

What are we doing

- We will continue to target individuals and locations to try and further reduce instances of antisocial behaviour through early intervention of hotspot locations leading to party house letters and formal ASB interventions.
- Expansion of diversionary projects (e.g. Rural Urban Training Scheme) provides challenged young people with a positive experience and recognised skills.
- Continued strong partnership links with ASB unit and RSLs to ensure early and effective intervention.

Indicator - Reduce the number of antisocial behaviour incidents

Force TYTD	Division TYTD	SB TYTD	SB LYTD	SB Change
N/A	N/A	1233	1266	-33



Priority 2 – Reducing Violence, Disorder and Antisocial Behaviour
Indicator - Increase the reporting of hate crime
Target - Increase from LYTD

Current situation

A decrease in the number of recorded victims of Hate Crime in the first quarter of 2016/17 compared to the same time period in 2015/16.

Reasons


Race related hate crime continues to be the most frequent type of hate crime recorded. This quarter there have been 11 reported racial crimes, with 4 repeat victims.

What are we doing

- We will continue to increase the confidence in reporting this type of crime with our minority groups throughout the Scottish Borders.
- Development of the Keep Safe scheme with an initial focus on learning disability.
- Migrant worker engagement events are continuing.
- Robust scrutiny of all reported Hate crimes and incidents through daily TACG process.

Indicator: Increase the reporting of hate crime

Force TYTD	Division TYTD	SB TYTD	SB LYTD	SB Change
N/A	N/A	15	19	-4



Priority 3 - Tackling Substance Misuse
Indicator - Increase the proportion of positive stop and searches for drugs
Target - increase from LYTD

Current situation

During the period 01/04/2016 to 30/06/2016, officers in the Scottish Borders conducted a total of 81 stop and searches, of which 26 proved positive (32.1%). Unfortunately due to current reporting methods, further breakdown of stop and search activity into individual categories is impossible, therefore the number of searches conducted under the Misuse of Drugs Act cannot be reported.

Reasons


An enhanced version of the National Stop & Search Database commenced on 1st June 2015. The enhanced database brought significant changes to the process of data capture and the methodology for recording data. No previous year to date figures are provided.

What are we doing

We are continuing to ensure we target the right people at the right time in the right places with intelligence led policing and also encouraging the public to use crimestoppers to provide information confidentially.

Indicator - Increase the proportion of positive stop and searches for drugs

Force TYTD	Division TYTD	SB TYTD	SB LYTD	SB Change
N/A	N/A	32.1	N/A	N/A



Priority 3 - Tackling Substance Misuse
Indicator - Increase the number of licensed premise visits
Target - increase from LYTD

Current situation

A 78.3% decrease in the number of visits to licensed premises, which equates to 350 fewer visits.

Reasons


- Premises visits continue to go down as we have no problematic premises which would require regular visits.
- There is also an excellent working relationship between Police, the trade and partner agencies who engage at an early stage before a premises becomes problematic, thereby reducing the need for visits.

What are we doing

- Continuing to develop working relationships with the trade and partner agencies to improve premises management. All licensed premises are scrutinised to identify any necessary interventions.
- A new computer system has been introduced to streamline the management of licenced premises which all officers have access to, this enables them to view relevant information relating the the premise and any previous issues.

Indicator -Increase the number of licensed premise visits

Force TYTD	Division TYTD	SB TYTD	SB LYTD	SB Change
N/A	N/A	97	447	-350



Priority 4 - Making our Roads Safer
Indicator - Reduce the number of people killed or seriously injured on our roads
Target - Decrease from LYTD

Current situation

A 40% increase (8 more casualties) in the first quarter of 2016/17 when compared to 2015/16. The number of people killed this year to date is 7, which is 4 more fatalities than the first quarter last year. The number of serious injuries has also increased compared to last year in the same time period.

Reasons

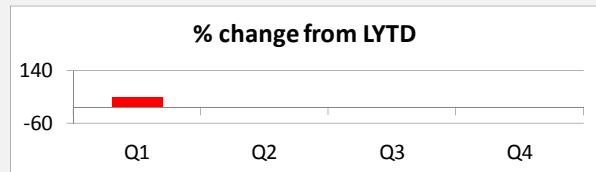
7 fatalities on Scottish Borders roads in the first quarter of 2016/17 and 21 serious injuries, a significant increase on the same time period last year.

What are we doing

- Increased, focused patrols on problem roads in the area, regular road checks are being carried out to ensure that enforcement is carried out. However analysis has been carried out and no common factors are present in these fatal collisions.
- With regards to education - The young driver training programmes including the under 17 car club continue to be developed.
- A successful Road Safety awareness raising for older drivers pilot has been carried out with a funding bid in place with a view to securing funds to roll this project out Borders wide.

Indicator - Reduce the number of people killed or seriously injured on our roads

Force TYTD	Division TYTD	SB TYTD	SB LYTD	SB Change
N/A	N/A	28	20	8



Priority 5 - Tackling Serious and Organised Crime
Indicator - Increase the number of cash seizures through POCA
Target - Increase from LYTD

Current situation

Cash seizures are lower than the value seized in the first quarter of 2015/16.

Reasons


No significant seizures in Quarter 1. There are strict criteria that have to be present to allow seizures under the POCA legislation and unfortunately there have been occasions where the criteria have not been met, therefore no seizures could be made.

What are we doing

Police Scotland continues in its efforts to identify and assess the scale and impact of serious organised crime and to manage the threat posed by those Serious Organised Crime Groups (SOCGs) operating in the Scottish Borders.

Indicator - Increase the number of cash seizures through POCA

Force TYTD	Division TYTD	SB TYTD	SB LYTD	SB Change
N/A	£5,853	£1,035	£2,898	-£1,863



Priority 5 - Tackling Serious and Organised Crime
Indicator - Increase the number of assets referred for restraint through POCA
Target - increase from LYTD

Current situation

No assets referred for restraint in Quarter 1.

Reasons


No assets referred for restraint in Quarter 1.

What are we doing

Police Scotland continues to identify and assess the scale and impact of serious organised crime, and to manage the threat posed by those Serious Organised Crime Groups (SOCGs) operating in the Scottish Borders. This work is continually ongoing and while no restraints have been made, this quarter, the work continues to be done.

Indicator - Increase the number of assets referred for restraint through POCA

Force TYTD	Division TYTD	SB TYTD	SB LYTD	SB Change
N/A	£2,205	£0	£105,025	-£105,025



Priority 5 - Tackling Serious and Organised Crime
Indicator - Increase the number of people detected for drug supply
Target - Increase from LYTD

Current situation

It is encouraging to see a 41.7% increase in the number of detections for drug supply in the first quarter of 2016/17 when compared to the same time period in 2015/16.

Reasons


Ongoing proactive tactics continue to be implemented in the Borders to deter, disrupt and detect SOCG activity. These activities continue to achieve very positive results, particularly with regards to drug supply. Work is continually ongoing in this area.

What are we doing

- Divisional Intelligence Unit officers are aligned to the Scottish Borders and continue to target dealers.
- There is a focus on actionable intelligence in relation to drug supply at the TTACG.
- Several recent proactive operations have utilised a significant number of specialist resources from throughout Scotland which have contributed to achieve the results reported.

Indicator - Increase the number of people detected for drug supply

Force TYTD	Division TYTD	SB TYTD	SB LYTD	SB Change
N/A	91	17	12	5



Priority 6 - Tackling Acquisitive Crime
Indicator - Reduce the number of housebreakings to dwelling houses
Target - Reduce from LYTD

Current situation

A decrease in the number of housebreaking to dwellings in the first quarter of 2016/17, with 3 fewer victims reported.

Reasons


We continue to raise awareness of the need for home security and to actively pursue a programme of prevention activities. We have also had some success with known perpetrators receiving custodial sentences.

What are we doing

- A successful funding bid which will result in 200 farms being visited and receiving Crime Prevention and Fire Safety advice. In addition a very successful property marking project was also completed across the area.
- Farm walk and talk events are also taking place to provide practical crime prevention and fire safety advice at a working farm.
- Crime prevention advice is offered to all victims of this type of crime.

Indicator - Reduce the number of housebreakings to dwelling houses

Force TYTD	Division TYTD	SB TYTD	SB LYTD	SB Change
N/A	130	20	23	-3



Priority 6 - Tackling Acquisitive Crime
Indicator - Reduce the number of thefts of motor vehicles
Target - Reduce from LYTD

Current situation

A 37.5% reduction in theft of motor vehicles this year to date which equates to 6 fewer victims of this type of crime.

Reasons


We continue to raise awareness of the need for vehicle security, but reduction is also linked to the drop in housebreakings. Owing to the increase in the security measures built into modern cars they are difficult to steal without the true key, therefore culprits often break into houses with a view to stealing the key and then the car itself.

What are we doing

We are currently investigating the potential for property marking schemes specifically linked to commercial vehicles, but also continue to ensure the public are aware of the need to secure their vehicles, ensuring the prevention message is well publicised.

Indicator - Reduce the number of thefts of motor vehicles

Force TYTD	Division TYTD	SB TYTD	SB LYTD	SB Change
N/A	94	10	16	-6



Overall Crime

Indicator - Increase the Group 1-5 Detection Rate
Target - Increase from LYTD

Current situation

A 3.2 percentage point decrease in detection rate in 2015/16 compared to the same period last year. However, we are currently performing slightly better than the divisional average.

Reasons


Detection rates for violent crime are down on the same time period last year, which is contributing to the overall decrease in detection rates.

What are we doing

A continued drive and focus on priorities, all crime reports are scrutinised by supervisors before they are marked as complete to ensure that nothing is missed from an enquiry perspective. Some of these enquiries are still ongoing so this figure will continue to rise.

Indicator - Increase the Group 1-5 detection rate

Force TYTD	Division TYTD	SB TYTD	SB LYTD	SB Change
N/A	49.4	51.4	54.6	-3.2



Public Confidence - Number of complaints against the Police : YTD 2016/17

Number of complaints Scottish Borders	22	Complaints per 10,000 Police Incidents - Borders	30.7	
Number of complaints J Division	103	Complaints per 10,000 Police Incidents - J Division	28.8	
	On duty	Off duty	Quality of Service allegations	Total Number of allegations
Total allegations recorded	24	0	7	31